



Rafflesia
INTERNATIONAL & PRIVATE SCHOOLS

Newsletter

Primary Star of the Week

Cavahn has shown himself to be a team player in group activities. He has great ideas and expresses them clearly to his group members. He is also helpful and willingly translates some difficult instructions to his friends who are developing their English language skills.

Rafflesia International School, Kajang

STAR OF THE WEEK



Cavahn Leow, Year 6

Term 3, Week 1, 24th April 2021



Rafflesia
INTERNATIONAL & PRIVATE SCHOOLS

Newsletter

Secondary Star of the Week

Alfred returned to school with great enthusiasm and positive energy after the term break. He is a very sociable student and his friends enjoy his presence. He is very active in sports and is showing greater commitment in his studies. Keep going!

TRADITIONAL VALUES • GLOBAL VISION

STAR OF THE WEEK



Alfred Choo Yaw Syuen, Year 9

Term 3, Week 1, 24th April 2021

Dear Parents/Guardians,

It has been an interesting and very busy first week of the new term! Our examination season began in earnest this week with Cambridge Checkpoint examinations for our Year 9 learners and IGCSE practical examinations. During the week ahead, we have IGCSE Art for two days before the full schedule of written examinations in the weeks ahead. Despite the school closure this week, we move on with calm, focused preparations for examinations so that our IGCSE students can be provided with all the support and guidance that they need. As the international pandemic continues, if there is any disruption to the schedules we will implement the contingency plans devised by Cambridge International.

With the increase of positive cases of Covid-19 in Malaysia, it is of course essential that we redouble our efforts to maintain safe routines. Our Covid Taskforce Committee for the campus has weekly meetings to pre-empt any issues and respond strategically to risks. We will continue to monitor social distancing rigorously. As we all are aware, self-control in social distancing is the responsibility of all in the community. We thank everybody for your collective efforts in this respect.

In all of this, we should not lose contact with our love of learning. At the end of an intense week, it was an absolute pleasure to curate the uplifting writing produced by three of our Primary learners into this newsletter. Thank you Min Ho, Aqilah and Eva for your weekly contributions that lift our spirits.


Wishing you all an excellent weekend,

Andrew Crompton,
Principal.

Explorers and Adventurers

Do you love exploring new places?
So much of what we know today about our world is because humans have been explorers in the past. Being an explorer is exciting but scary at the same time. For our unit Entry Point, Year 3 explorers completed a treasure hunt in the school earlier this week. They were presented with a series of clues which led them from one place to another before they found their treasures: a globe, and golden (chocolate) coins!

In Knowledge Harvest, students brainstormed what they knew about explorers and exploration tools and made mind maps to capture their prior knowledge."





Year 3 IPC

Explorers and Adventurers

Question Time

Year 4 students learned about the question words, “kata tanya” in Malay Language. There are seven question words in Malay Language: apa, mengapa, berapa, mana, bagaimana, siapa and bila. The students participated actively during the lesson and attempted to build sentences using the question words learned. Good job Year 4!



Thinking Spaces

As we return to online teaching, Year 5 is back on track with Google Meets and doing group work.

In this activity, students were divided into teams and worked together to answer questions on the given task. They were free to speak, brainstorm and debate on the different statements of odd and even numbers in their separate rooms. This collaboration helps them to be expressive of their thoughts and provide examples for each statement. Students are also practising their persuading skills to engage one another's thinking while explaining their thoughts with evidence and examples.

It's a delight to see them still being active despite being back to online learning.

The screenshot shows a Google Meet interface with two participants. The top participant is a girl with dark hair and glasses, wearing a red shirt. The bottom participant is a boy with dark hair and glasses, wearing a blue shirt. The boy's video feed is overlaid with a Google Docs document titled 'MAT_WB_pg14'. The document contains a table for classifying statements about odd and even numbers.

Always True	Sometimes True	Never True
Even numbers are divisible by 2. Example: 1) 2 divided by 2 is 1. 2) 12 divided by 2 is 6. 3) 14 divided by 2 is 7.	Odd numbers are divisible by 3. Example: 1) 15 is an odd number, but not divisible by 3. 2) 27 is an odd number, and is divisible by 3. 3) 9 is an odd number, and is divisible by 3.	The sum of two odd numbers is odd.
The sum of two even numbers is even. Example: 1) 16+16=32 2) 18+12=30 3) 16+4=20		

Write three statements of your own about odd and even numbers and then into the correct column.

Thinking Spaces

Year 5 IPC

WALT : to identify and prove of statements of numbers with logical reasoning.

Always True	Sometimes True	Never True
Even numbers are divisible by 2. Example : 1) 2 divided by 2 is 1. 2) 12 divided by 2 is 6. 3) 14 divided by 2 is 7.	Odd numbers are divisible by 3. Example : 1) 11 is an odd number, but not divisible by 3. 2) 27 is an odd number, and is divisible by 3. 3) 9 is an odd number, and is divisible by 3.	
The sum of two even numbers is even. Example : 1) 2 plus 2 is 4 2) 4 plus 4 is 8 3) 6 plus 6 is 12		


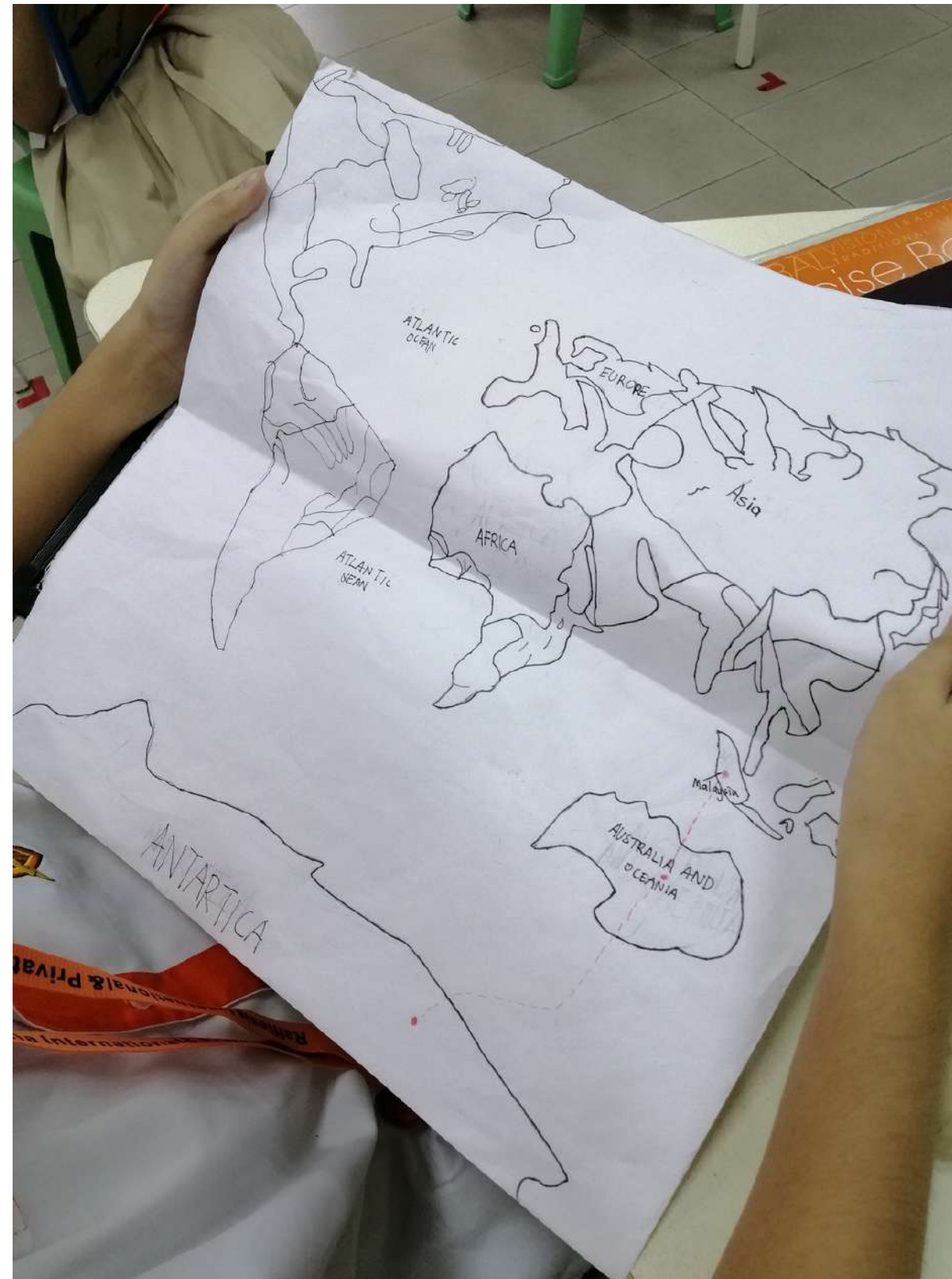
Topic : Odd and Even numbers.
WALT : to identify and prove of statements of numbers with logical reasoning.

Always True	Sometimes True	Never True
Even numbers are divisible by 2. Example : 1) 2 divided by 2 is 1. 2) 12 divided by 2 is 6. 3) 14 divided by 2 is 7.	Odd numbers are divisible by 3. Example : 1) 11 is an odd number, but not divisible by 3. 2) 27 is an odd number, and is divisible by 3. 3) 9 is an odd number, and is divisible by 3.	
The sum of two even numbers is even. Example : 1) 2 plus 2 is 4 2) 4 plus 4 is 8 3) 6 plus 6 is 12		


Environment for Learning


The IPC topic, Weather and Climate will take students across the globe exploring various environmental conditions. It opens with a challenge for students to plan a rescue mission to Antarctica. Students are challenged to develop a rescue plan and strategies for survival in extreme conditions which they may face in Antarctica. In the unit, students produce maps, plan their journey, estimate the cost and how long it will take to get there.

Students also discuss the definition of weather and climate and understand the differences between them.



Environment for Learning





Year 8
Science


Jigsaw Collaborative Learning

What is Jigsaw?

Jigsaw is a cooperative learning strategy that enables each student of a "home" group to specialize in one aspect of a topic. Students meet with members from other groups who are assigned the same aspect, and after mastering the material, return to the "home" group and teach the material to their group members. With this strategy, each student in the "home" group serves as a piece of the topic's puzzle and when they work together as a whole, they create the complete jigsaw puzzle.

Home Group

The Year 8 Students were given a piece of paper with a number written on it. The number written is their home group. Students with the same number will sit together. The topic for this activity : The Circulatory System



1


Experts in the making

Each group will be given sets of questions and they are required to find the answers for the questions. They are also required to understand the questions and memorize them. 20 minutes is allocated for this session

2



Students in
their home
group



Year 8
Science

Jigsaw Collaborative Learning

Colour group

After 20 minutes, students will then re-group according to the group colour. Every students will take turn to explain what they have learned previously.

3

Students in their
colour group



PINK GROUP



YELLOW GROUP



GREEN GROUP



BLUE GROUP


4

Conclusion

After 20 minutes of sharing information, students will be asked a random question each to see whether information has been conveyed successfully. The activity was a success as all of the students did their tasks with alacrity.




The Power and Standby signs



Standby mode helps save power when your computer or electronic devices are not in use, completely without power when turned off. The standby mode is usually indicated by a solid yellow light or flashing on the body of the device.




- The power-on symbol (line), which appears on the button or at one end of the toggle switch indicates that the control is putting the equipment into a full power state.



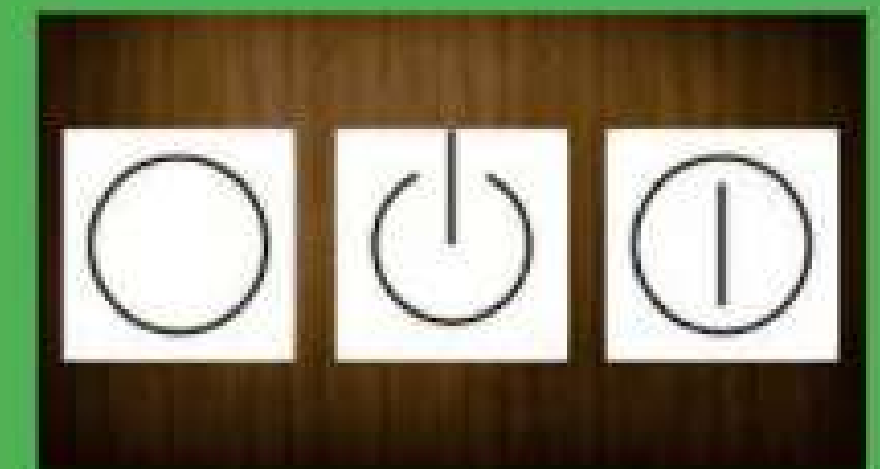
- a power-off symbol (circle) on a button or switch, indicating that using the control will cut power to the device.




- standby symbol (partial line inside a dotted circle), indicating sleep mode or low power status. The switch does not completely disconnect the device from its power supply. This may appear on the toggle switch opposite the power-on symbol.



- a power on-off symbol (line in a circle), used on a button that switches the device between its full on and off state.



By Kayla Sabrina Giesyara, Year 9

A modern art gallery interior with white walls and a light grey floor. A large, detailed sculpture of an olive branch with green leaves and blue and yellow olives hangs from the ceiling. On the left wall, a framed painting of a lighthouse is displayed. In the foreground, a long, low white rectangular pedestal sits on the floor. A large cyan rectangle with a thin orange border is centered over the image, containing the text "ART GALLERY" in bold black letters.

ART GALLERY

Year 1&2

"Making Patterns from Lines and Shapes"

YEAR 1 AND YEAR 2 ART







Year 3R



"ROAD MAP COMPOSITION"

(IPC Theme- Explorer and Adventure)




YEAR 3 ART



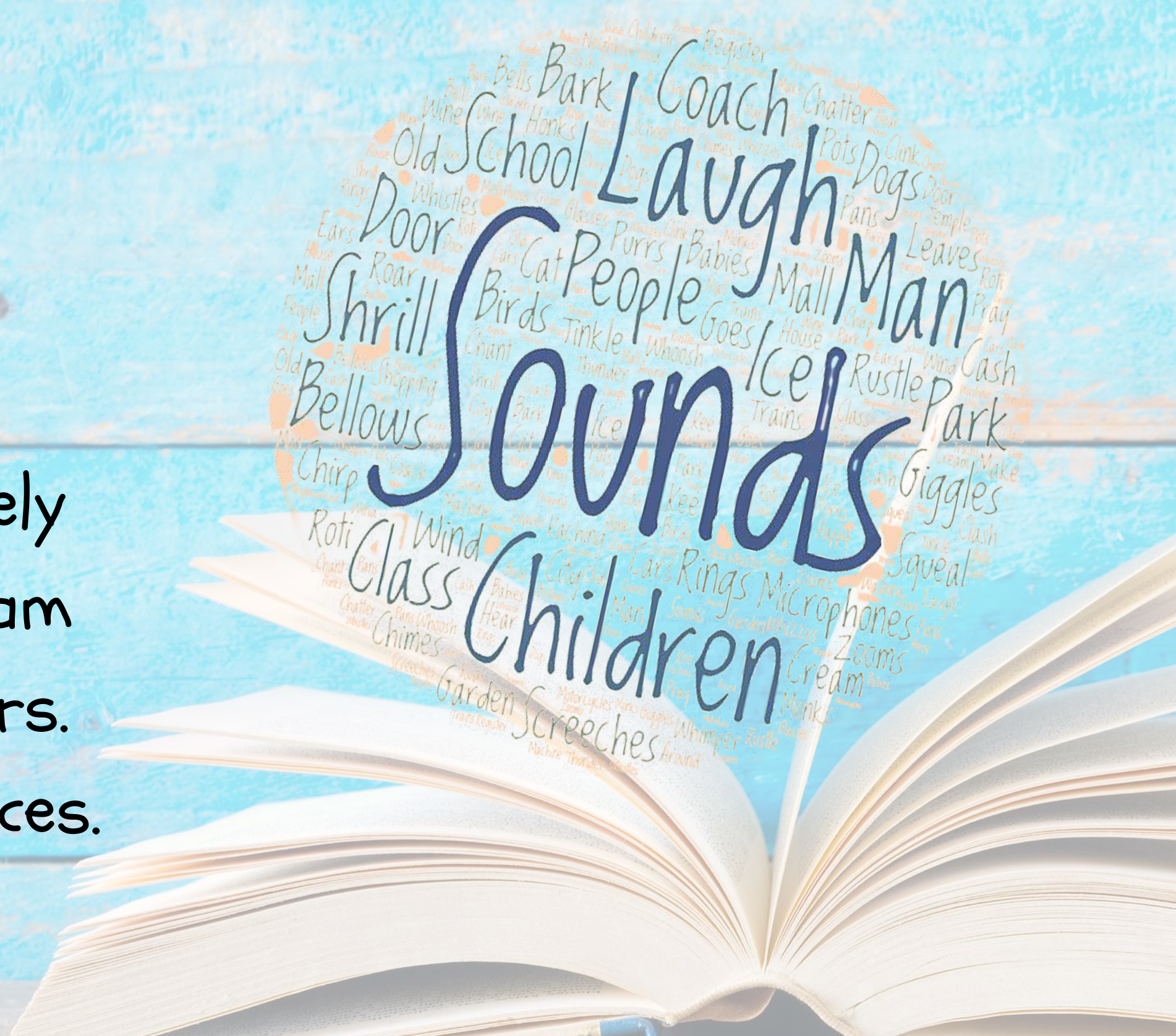
YEAR 7R (Watercolour Art Exercises)

"BLUE BIRD"



**Literacy
@Rafflesia
pages**

We look forward to a new term of lively and exciting writers created by our team of regular writers and new contributors. We hope you enjoy these wonderful pieces.



Sounds

By Ker Min Ho, Year 3

**In my school
the children laugh
the coach bellows
the microphones shrill**

**In my class,
Ms Kee laughs
Kee Lec giggles
the door screeches**

**In the park
the dogs bark
the children squeal
the ice cream man rings**

**In the garden
the birds chirp
the leaves rustle
the wind chimes tinkle**

**In the shopping mall
the people chatter
the babies whimper
and the cash register goes kaching**

**In my neighbourhood
the old man whistles
the cat purrs
the roti man honks**

**In the city
the cars zooms
the trains whoosh
the motorcycles roar**

Sounds

By Ker Min Ho, Year 3

**In the temple
the monks chant
the people pray
the bells thunder**

**In my house
the pots and pans clash
the washing machine whizzes
the wine glasses clink**

**These are the sounds I hear
They are all around me
They make me happy
They are mellifluous to my ears**




Natural, Beautiful Birds

By Aqilah Umairah Binti Amir, Year 4

Songbirds


To bring joy to our gardens and natural areas and leave us in great astonishment as they excite us with their beauty and grace. Songbirds also bring valuable services to the ecosystems they inhabit and to humans by dissolving in seeds, breeding in plants and eating a huge amount of insects. They have a mellifluous sound coming out of their beaks. They always sing and chirp outside our natural, beautiful gardens. I enjoy the sound of small songbirds.



Sparrows

They have the skill to fly at the speed of 38.5 km/hour and can even get as far as the speed of 50 km/hour. Males and female house sparrows can be easily noble with the feather colouration: males have a red colouration on their backs and a black bib, while females have chocolate- kind of brown backs with stripes.

Sparrows make three nests and can lay 3-5 eggs. Sparrows also have the joy to continue chirping outside with their symphonious chirps and tweets. I think I saw a sparrow near our school patio.



Mellifluous

By Lim Eva, Year 5

During the recent term break, we went to a place which was a bit of a forest, but not entirely a forest. When we first arrived, there was a 7 minute walk. There were a lot of steps and then it came to the main point, the bridge. My family and I walked on the bridge and beneath it was a river gushing with water. The bridge shook when I walked across it.

After about a minute walking on the bridge, we reached the actual place. We booked our time slots for breakfast, lunch, tea time and dinner. It was going to be tea time in 30 minutes, so the manager told us about the place and how it could get cold at night. He also said that there were two cats and two dogs, but never said what their names were.

He showed us where our 'tent' was going to be. There were multiple tents situated sparsely from one another.


We sat back and relaxed for a bit until tea time. We heard nature's mellifluous sound.

After our tea time we left for the river which was freezing cold like ice water. We enjoyed our time there and went back to our tent at 5:45 PM.

The next day was Sunday and we went jungle trekking around 9:15 AM. The trek was quite steep and harder than any I had tried before. We had nowhere to stop. We saw two python nests. We stayed quiet after we heard an animal movement, and soon we were immersed in the mellifluous sound of nature again.

During breakfast, lunch, tea time, dinner or whenever, I would see, "Get lost, naturally" which I found out was the motto of the place!

Literacy Challenge Achievers



**Well done and thanks
to all our wonderful
writers who have
sent me your pieces
and well done for
including the word of
the week. Thank you
Min Ho, Aqilah and
Eva. All contributors
receive Merit Points!**

Literacy Challenge


***Look at the words of the week on the
next page.***

***Your task is to create a description of an
interesting character.***



Words of the Week: *Friendly Words*

For Monday 26th April - Friday 30th April



To improve our knowledge of vocabulary each week we will introduce words for students to try to use in their conversations and in their writing. This week, our words are adjectives that can be used describe cheerful spirits.

Primary word of the week:

jovial

Meaning:

Friendly and in a good mood*

Secondary word of the week:

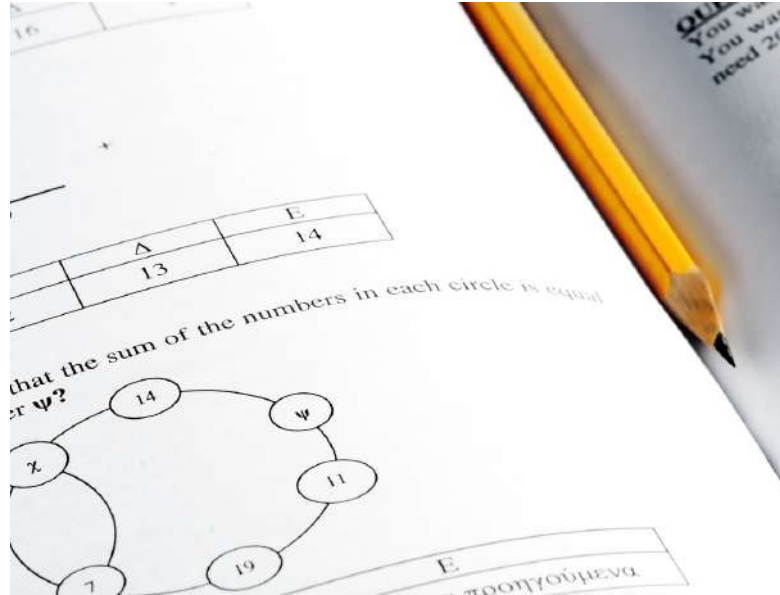
convivial

Meaning:

Pleasant and friendly in manner or attitude*

**Definitions are taken from the Cambridge Dictionary.*

Dates for Your Diary



Monday 19th April

- IGCSE EXAMS CONTINUE.
IGCSE ART: MONDAY 19TH
APRIL/TUESDAY 20TH APRIL.



Friday 30th April

INTERNATIONAL DAY



Tuesday 18th May

PRIMARY CREATIVITY DAY