



Rafflesia
INTERNATIONAL & PRIVATE SCHOOLS

Newsletter

Primary Star of the Week

Kathy has made a very good re-introduction into school life. She has been respectful of others and was very quick to get back into old routines and expectations of behaviour. I am pleased to see she is still accountable for her own learning and tries her best when completing work. Well done Kathy!

Rafflesia International School, Kajang

STAR OF THE WEEK



Tan Her Lin, Year 4

Term 2, Week 10, 13th March 2021



Newsletter

Secondary Star of the Week

Zhe Yu has adapted well to the new school environment. He was initially shy, but now works well with his peers during classroom activities. He always shows a positive attitude towards learning and his fellow classmates. Zhe Yu is a disciplined and well-mannered student who always tries his best to complete all tasks given on time, while maintaining good quality in his work.

STAR OF THE WEEK



Lim Zhe Yu, Year 7

Term 2, Week 10, 13th March 2021



Dear Parents/Guardians,

Our emphasis on developing students' confident literacy skills continues. With students returning to the campus this week, the focus for our professional development session was the development of strategies to enable students to collaborate whilst maintaining physical distancing. Extensive research demonstrates that speaking and listening activities stretch the potential for thinking. In our training we considered ways to use pair-work effectively and discussion structures such as add-develop-challenge. Teachers planned how to apply such strategies and I will be visiting lessons to evaluate the constructive use of collaborative activities.

During the week ahead, literacy will be at the forefront of our minds as we hold our English Week at school. In our assembly on Monday we will introduce activities, with a variety of literacy challenges taking place. One activity will be to 'guess the reader' as teachers wear book-character masks to read extracts from books and students try to guess who the reader is. Every day, during Book Week, we will start the day as usual with our 'Drop Everything And Read' sessions but we will also schedule these reading bursts at various other times during the school day. These will be signalled by blowing a whistle. Therefore, it is important that students spend some time choosing a book to bring to school that they will find interesting and enjoyable. On Friday, we are inviting students to wear a Book Character mask and there will be prizes for the best creations. To preserve safety, the character mask should be worn over the usual surgical mask!

Wishing you all an excellent weekend,

Andrew Crompton,
Principal.

2D OR NOT 2D, THAT IS THE QUESTION

Our Nursery students are learning about 2D. The students identified each 2D shapes and they used each shape to make own rabbit pictures!



2D or not 2D, That is the Question




LEXICAL LEARNING

Year 2 students were challenged with word games in their library lesson this week. It helped the students to expand their vocabulary by discovering new words and their meanings.

Year 2 Library Lesson





Distance Learning

As social distancing becomes the new norm in the classroom and school, the Year 2 students were taught how to maintain the distance with their classmates and teachers. The kids enjoyed colouring the pictures and shared their experiences about social distancing.

Life Lessons

Year 3 students interviewed Ang Kee Lec's grandmother, Ms. Ooi, to know more about her health and lifestyle for an IPC Science research task. Year 3 students took turns asking Ms Ooi questions such as what she thinks about growing old, the advantages and disadvantages of being elderly, as well as how she takes care of her mental and physical health. Students had a meaningful learning experience from their online interview with Ms Ooi.



Saving the World

YEAR 4 IPC



This week Year 4 have entered into the IPC unit called 'Saving The World'. This required them to decorate their desks in a rainforest style and to explore different and interesting facts about rainforests.

IN GREAT SHAPE


In Year 4 Maths, the children studied 3D shape and geometry. In these photos, you can see how children have explored and used nets, in order to create different and interesting 3D shapes.

YEAR 4 MATHS



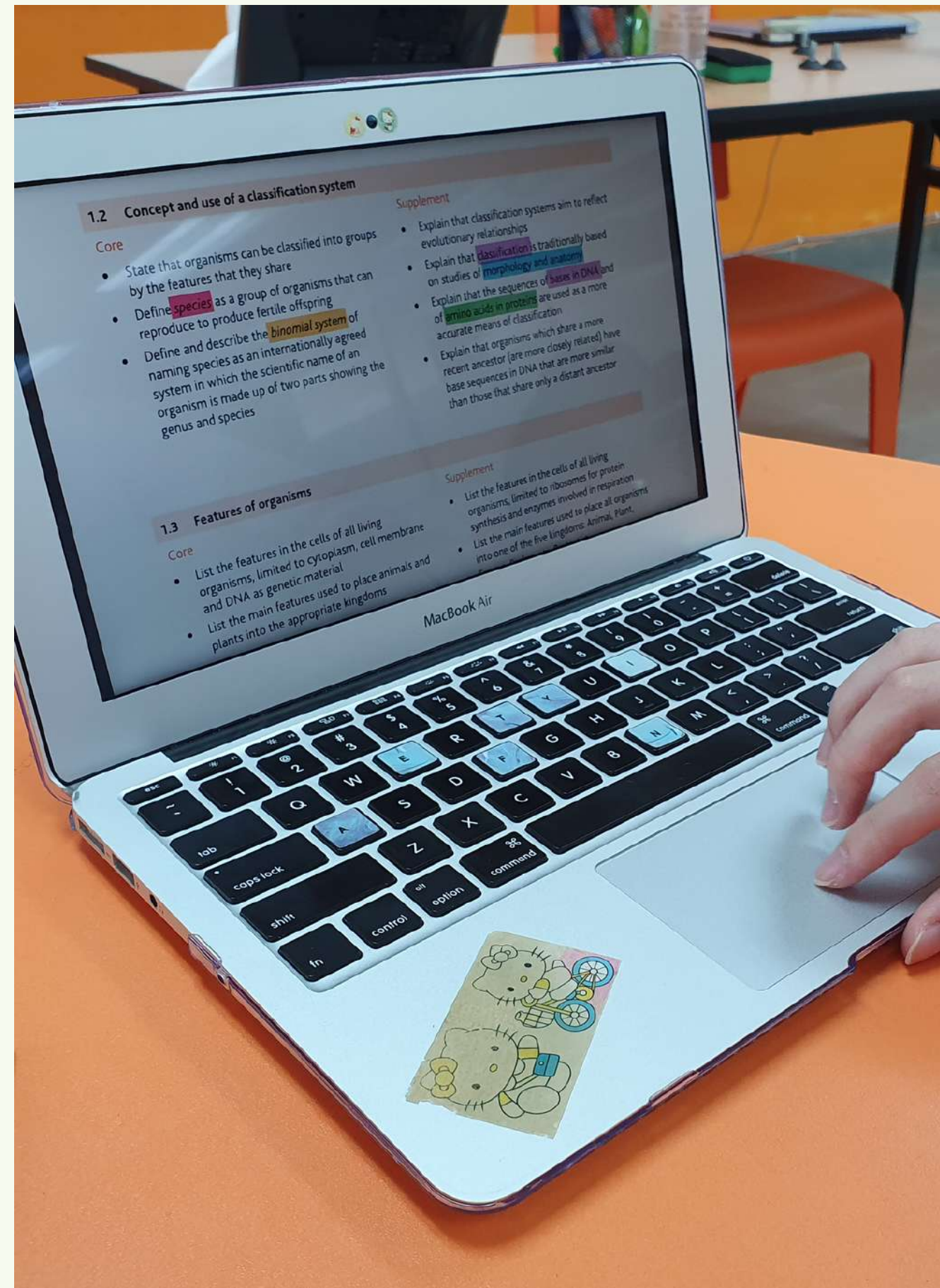
Teaching Together

Speaking and Listening helps students make sense of their learning, develop ideas and rehearse explanations. Even with the necessity for physical distancing, collaboration is possible. In this activity, students prepared for their Maths exam by working in pairs to prepare to 'Be the Teacher.' After preparation time, students provided fluent explanations of challenges such as calculating the areas of composite shapes and using the PEDMAS technique. We were very impressed with the explanations and it certainly sharpened our understanding!



TOTAL RECALL

The year 11 Biology class used the recalling method in pairs to prepare for their IGCSE Biology exam May. We took turns to test each other with Cambridge Biology key terms and also recorded down all important terminology. One highly recommended tip is to use majestic colours to highlight keywords of the definitions. Repetitive listening and speaking definitely helps with memorising key terms more efficiently! *Sabrina, Y11W*



UNDERSTANDING SYMBOLS

Number 5:



The 'At' Symbol



- THE @ SYMBOL IS INFORMALLY CALLED "THE AT SYMBOL" IN ENGLISH USED IN AN EMAIL ADDRESS, SOCIAL MEDIA 'HANDLES', ALSO USED IN NAMES.

- BEEN CREATED IN 1971 BY COMPUTER SCIENTIST, RAY TOMLINSON.
- THE @ SYMBOL MIGHT BECOME OBSOLETE. RAY TOMLINSON DECIDED TO REVIVE THE OBSOLETE @ SYMBOL ON THE KEYBOARD.



*The creator of the @ symbol,
Ray Tomlinson*

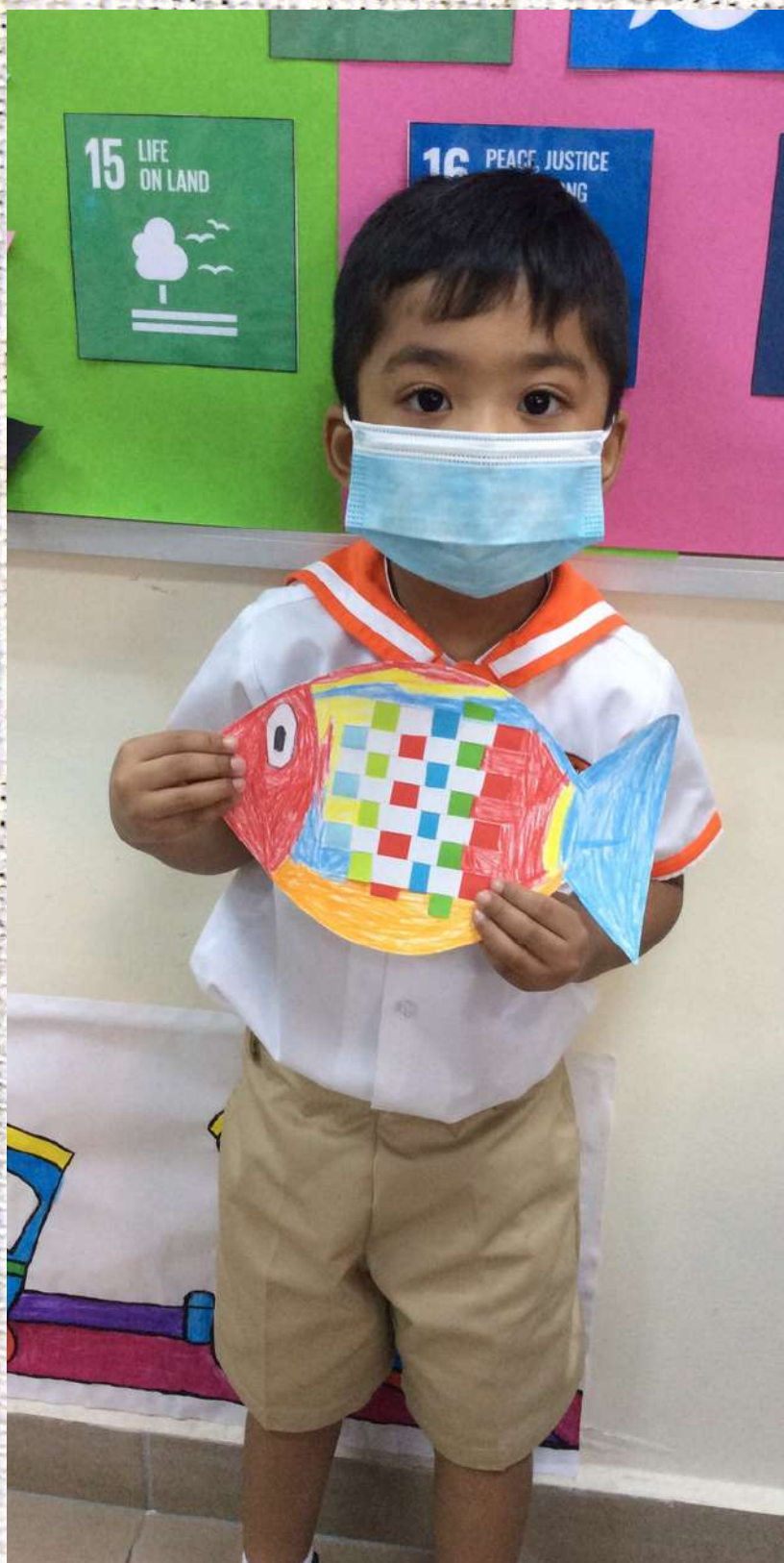
- THE @ SYMBOL DID NOT APPEAR ON THE EARLY COMMERCIAL TYPEWRITERS SOLD SINCE THE 1870S. THE @ SYMBOL DOES NOT HAVE AN OFFICIAL NAME AND IS KNOWN BY VARIOUS NAMES AROUND THE WORLD.

- BERTHOLD LOUIS ULLMAN SUGGESTS THAT THE @ SYMBOL IS SIMPLIFIED AS THE WORD AD (MEANS "TOWARD" OR "TO"), AND IT IS FORMED BY ADDING AN ELEGANT TAIL TO THE 'A' CHARACTER TO SIGNIFY THE 'D'.
- THE EARLIEST USE OF THE @ SYMBOL IS WITH SOCIAL NETWORKING SITES.



ART GALLERY

Weaving Magic



Year 4R

"POSTER DESIGN"

(Save Our Planet- IPC)



"UNDERSTANDING CONTOUR LINES"

YEAR 5R



FREE YOUR MIND

GOOD DEEDS TO DO TODAY

1. OPEN A DOOR FOR SOMEONE
2. PICK UP SOME GARBAGE FROM THE STREET
3. PLEDGE MONEY FOR SOMEONE DOING SOMETHING
4. GIVE SOMETHING TO CHARITY
5. GIVE MONEY TO A STREET PERFORMER
6. LEAVE A LITTLE NOTE FOR A FRIEND TO TELL THEM HOW MUCH THEY MEAN TO YOU
7.
8.
9.



Moodles are doodles with the power to change your mood

☆ ☆ WRITE DOWN YOUR FAVORITE FILMS

DRAMA:

COMEDY:

HORROR:

ACTION:

ROMANCE:

SCIENCE-FICTION:

FANTASY:

English Week

Short Story Competition

Titles to choose from:

- The Forbidden Bridge
- The Secret Room
- Dr Durian
- Snow
- The Lantern

Closing Date: Friday 19th March

Age Categories

Milepost 1:

Year 1-Year 2 (50-100 words)

Milepost 2:

Year 3-Year 4 (100-200 words)

Milepost 3:

Year 5-Year 6 (200-300 words)

Lower Secondary:

Year 7-Year 9 (300-500 words)

Upper Secondary:

Year 10-Year 11 (500-750 words)

What I'm looking for:



The Garden with Fun

By Aqilah Umairah Binti Amir, Year 4

This garden looks pristine. It's near the luxurious mansion. With all the flowers and lakes.

The scent of flowers brings people happiness and makes them happy and feel blessed. There are roses, violets, water lilies and lavender.

Next, are the lakes. In the lakes, little tiny fish swim about.

The lake makes people **gleam**,
Like in the sky with **light beams**.
The little fishes are impossible to **see**,
But some of them belong to the **sea**.

After that we have a big playground, for kids to have fun.

The playground includes some swirly and straight slides, a swing, a round-about and monkey bars.

Those kids are having fun,
With some shade in the sun.
For lunch, they had some buns.

We were waiting for the next part, it is a little cafe!

This garden consists of everything, including the cafe.

Coffee, cappuccino and latté! Serving on your table right away!

Are you having a latte?
Don't forget about your snowy sleigh!
Sugar can be anywhere, also in coffee!
Don't forget to add in toffee!

Pristine

By Lim Eva, Year 5



Charlotte's mom, dad, little sister Kimberly and her baby sister Kayla were going on a trip to Osaka. The itinerary of their trip was to Osaka Castle. The castle is known for its impressive surroundings and pristine condition.

"Did you guys pack your things? All done?" their mom asked.

"We went through everything together," Charlotte said.

"Good," dad said. "Let's get going then."

Later, they arrived and it was cold. It was 16°C.

Outside the castle, they saw a board which said:

Facts

- It was built in 1583 by Hideyoshi Toyotomi
- It took 62 years to build (1536-1598)
- The Osaka Castle is 424 years old
- Osaka Castle's location was chosen due to its good feng shui (the art of reading the energies of the earth), and even today, Osaka Castle is said to be a spot imbued with a great energy. Attractions inside the castle grounds such as Hokoku Shrine, thought to bring prosperity, make this a popular area for its supposed spiritual powers.


Charlotte and her family were impressed and couldn't wait to explore the castle.

They climbed up the ancient stone stairs and went inside. There was a long line waiting for them.

They took the elevator up after about 30 minutes of waiting and reached the top floor. They stepped out from the elevator and saw the view of pristine cityscape stretched out before their eyes.

It was a wonderful sight to behold!

Literacy Challenge Achievers



Well done and thanks to my regular writers

Aqilah Umairah

Binti Amir, Year 4

and **Lim Eva**, Year 5.

These students have been awarded merit points.

Literacy Challenge


Look at the words of the week on the next page.

Your task is to enter the Short Story Competition and include the words of the week in your story.



Words of the Week: renewal of energy

For Monday 15th March - Friday 19th March



To improve our knowledge of vocabulary each week we will introduce words for students to try to use in their conversations and in their writing. This week, our words relate to the renewal of positive energy.

Primary word of the week:

rejuvenate

Meaning:

To make someone or something feel energetic again *

Secondary word of the week:

restorative

Meaning:

Making you feel better or more energetic*

**Definitions are taken from the Cambridge Dictionary.*

Weekly Wordsearch Challenge

Rules: Locate the given **words** in the grid, running in one of eight possible directions horizontally, vertically, or diagonally. Answer String: Varies by puzzle. Answer will be released next week.

Rafflesia Wordsearch

J Z N		C E T
F U P U A G		Y T N X K O
G N O L E F I L N		C D Z T N S N V X
H I Q E J L E V U		H C H O A O F Z K
O N J X B H B A R U		H R U I X J S K J U
S U N S H I N E I K		E S T P D P S D W A
E T U T S A A M P K L	A I A S I N C B A Y I	
X G B F L G S N O I T A N I C S A F E S H P		
A J P S Y X D X I S I L N J L C E F A V		
Y O J M Z V M M S T Z X J M W		
	U I N R W R T R F	
	D I T O E Z C I H I X B E	
	B C Y I T F N E L S R M G U P	
W L T O T E L F O N G A D N U C V O H		
X P O F C D F G Z I C N H R O G L U E A N		
L J R A H X U K T T O S V Y I M H A M P Q		
U A P R D S M Z R K A U Q U E P T T H T P J H		
D J T A T P Q O V	I R K	C Y D Y W O I L V
T T O N T T P W I	C A F	Z C D W X D N O K
A O H I U I G F	O G Z	A E P T Z E L N
B Y O T C U I	S E M	Q S C X S G B
N D S M Z	S M T	B S P S W
M B P	A E J	U P A
	Q N Y	

WISDOM
LIFELONG
ASSOCIATION
JOY
SUNSHINE
TROPICS
ENTHUSIASM
FASCINATION
HAPPINESS
CREATIVITY
DETERMINATION
ATTRACTION
SUCCESS
ENCOURAGEMENT
STIMULATION
CLARITY
GUMPTION
ASTUTE

Last week's Answer

Rafflesia Wordsearch W06

	L R E								N Z Y
	W M L E A R								T K P Z D B
Z J V	J I H J L Y								Z A O G H F E H J
Y H Q U O U T W C									T N A R E B U X E
V T S X O C Q E C C									O P M L A N V C O G
X K I L F C U J G O									N B J R E L I E V E
C N N V A P F N G O M									Y R U E R Z Z M R O G
K U Z I C D U D W T M S B T									S S E L D N E W
V H D T I I K S E S I L O R M Y S X O U									
J B A S D N H O U T S H I N E									
	E S Z O N Q D M T								
	A U K R A G W M M E E B J								
	X P M V Y C L F L Z R G N J C								
	E S I M O R P C O C B E Q I S T S T X								
	L U F I T U A E B E U V F D J F F W C E Z								
	Z O E M P H A S I S F T Y B G B R O C G T								
I R S J C L M	I M P O S S I B L E S								N B A Q Y
J B A T G F Y V G	U E R								I W O Y D H R G D
W S P W A R C E O	H T Q								S Y N M E B U N M
J D K Z M N Y M	B K I								R S K R Q O S E
H O P E H R D	B Z J								K U F O C Z N
B G S B Y	T A F								C U Z S R
B J J	K I V								L N S
	S E Q								
	W E M								

Prepared by Ms Chu

Weekly Maths Challenge

Submit your answers
to
principal.kajang@rafflesia.edu.my

We look forward to
your responses!

Junior 1

$$\text{👧} + \text{👧} + \text{👧} = 21$$

$$\text{👦} + \text{👧} + \text{👧} = 18$$

$$\text{👦} + \text{👦} + \text{👦} = 13$$

$$\text{👧} + \text{👦} \times \text{👦} = ?$$

Junior 2

$$\text{👦} + \text{👦} + \text{👦} = 33$$

$$\text{👦} + \text{👦} + \text{👦} = 23$$

$$\text{👦} + \text{👦} + \text{👦} = 22$$

$$\text{👦} \times \text{👦} + \text{👦} = ?$$

WEEKLY MATHS CHALLENGE

Senior 1

$$\text{👦} + \text{👦} + \text{👦} = 24$$

$$\text{👦} + \text{👦} \times \text{👦} = 82$$

$$\text{👦} \times \text{👦} + \text{👦} = 162$$

$$\text{👦} + \text{👦} \times \text{👦} = ?$$

Senior 2

$$\text{👦} + \text{👦} + \text{👦} = 27$$

$$\text{👦} \times \text{👦} + \text{👦} = 88$$

$$\text{👦} + \text{👦} \times \text{👦} = 43$$

$$\text{👦} + \text{👦} \times \text{👦} = ?$$

HOW TO PLAY?

Find the value for ? based on the values of the different emojis on the puzzles. You must follow the rules of BODMAS.

[Answer for weekly challenge will be revealed next week]

Weekly Maths Challenge

Junior 1

2	+	9	=	11	1=f 6=w
+		+			2=p 7=q
3	+	10	=	13	3=m 9=s
5		19			5=r 10=a
s	p	a	m		

WEEKLY MATHS CHALLENGE

Senior 1

12	+	2	=	14	1=q 6=g
x		x			2=s 9=m
6	x	9	=	54	4=o 11=u
72		18			5=h 12=i
m	i	s	s		

Junior 2

7	+	3	=	10	
+		+			
1	+	2	=	3	
=		=			
8		5			
2	+	7	+	2	= 11

ANSWER

Senior 2

8	x	2	=	16	2=t 8=b
x		+			3=d 9=r
10	x	3	=	30	4=z 10=e
80		5			7=s 12=n
d	e	b	t		

HOW TO PLAY?

Find the value for ? based on the values of the different emojis on the puzzles. You must follow the rules of BODMAS.



