



Rafflesia
INTERNATIONAL & PRIVATE SCHOOLS

Newsletter

Primary Star of the Week

Zidane is always present and consistent with his learning attitudes. He participates actively and volunteers to help explain instructions to help his peers. He will seek clarification and help to ensure he does his work well. Zidane definitely has a positive attitude towards learning and enjoys sharing new information in class.

Rafflesia International School, Kajang

STAR OF THE WEEK



Ahmad Zidane Bin Marzuki, Year 6

Term 2, Week 3, 23rd January 2021



Rafflesia
INTERNATIONAL & PRIVATE SCHOOLS

Newsletter

Secondary Star of the Week

Amanda is a very disciplined student who never misses or is late to any online classes. She always completes her work on time. She is also a very polite and well mannered student who is always kind to her peers. In addition, Happy Birthday Amanda!

TRADITIONAL VALUES • GLOBAL VISION

STAR OF THE WEEK



Amanda Chin Yung Yee, Year 7

Term 2, Week 3, 23rd January 2021

Dear Parents/Guardians,

In keeping with our global vision, we do our best to enable our students to understand the situations of others in the world, to celebrate the distinctive qualities of different cultures and to appreciate how we are connected through our common experiences. Of course, this global understanding is embedded into our curriculum - for example, through a focus upon internationalism in our IPC units and in Global Connections/Perspectives at Secondary level. Raising awareness of universal issues is also a regular part of our assembly programme, with consideration of United Nations International Days. On Sunday 24th January, it is the United Nations International Day of Education. The day is designed to highlight the Sustainable Development Goal of inclusive, equitable education and lifelong learning experiences for all.

An important aspect of equal access to education is the development of students' literacy skills. An essential part of the Rafflesia learning experience is an emphasis upon students' language skills across the whole curriculum. With a collective *ingenuity*, we will continue to use strategies to develop our students' communication skills and, in this newsletter, present to you pieces written by students who are refining a *flair* for writing. *Flair* and *ingenuity* are our words of the week. We encourage students to try to use them!

Wishing you and your families a safe, healthy weekend.

Andrew Crompton,
Principal.

Fruitful Learning

In our reading time, our young learners learnt about Fruit Arts. Then students had fun by turning the fruits and vegetables into flowers and animals.

They were learning the importance to eat more fruits and vegetables to keep them fit and healthy.

Apple Swan, Mango Goldfish and More With ChuChu & Friends - ChuChuTV



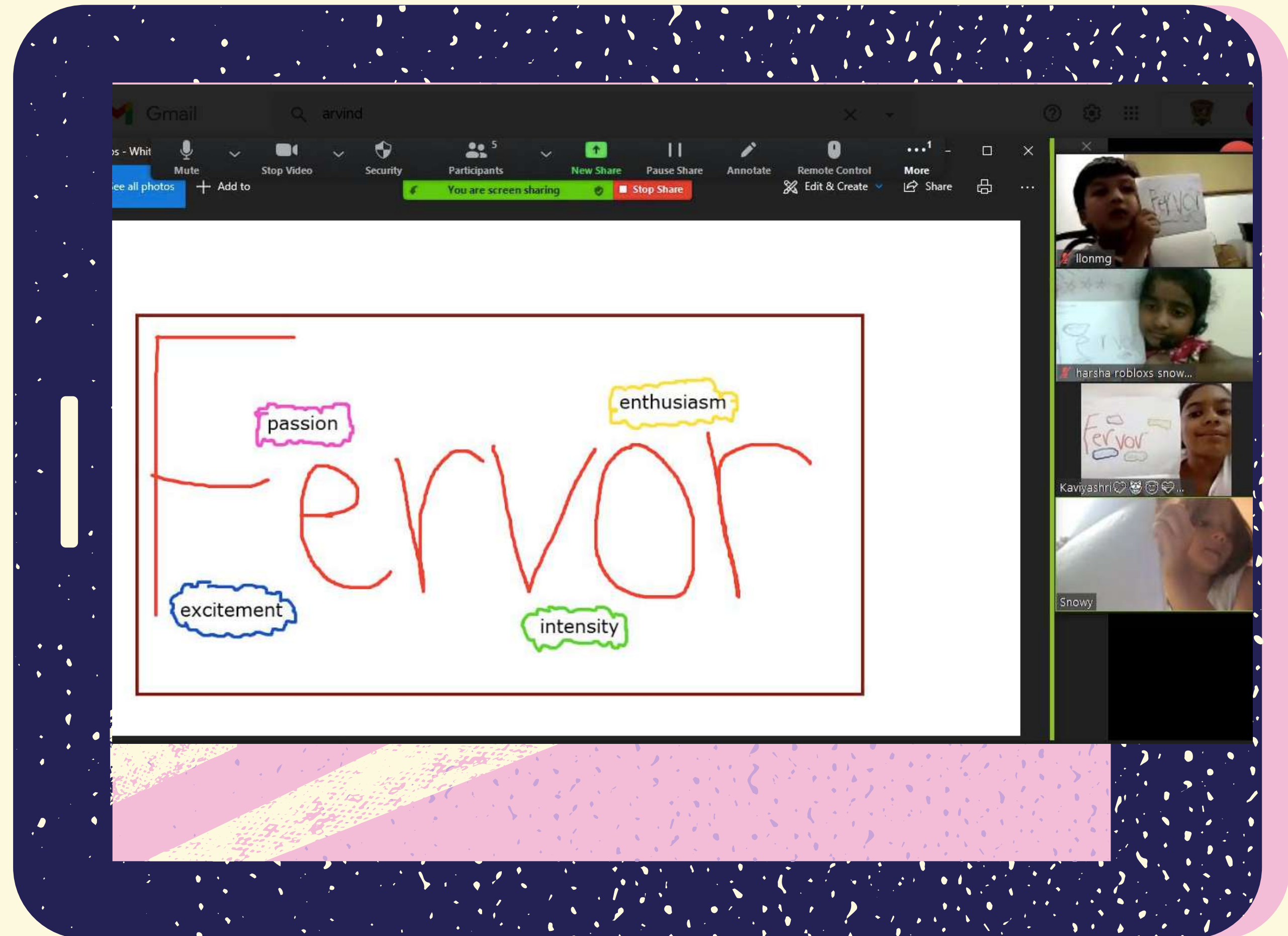
Fervor for Learning

This week, the year 2 students were given a chance to explore the thesaurus online dictionary to find meaning for new words they are learning. Each student was able to find a synonym for the word Fervor and demonstrated how to use it in a sentence. It's been a wonderful exploration session.

The screenshot shows a Google Meet interface. At the top, the Gmail logo and search bar are visible. Below the search bar, a toolbar contains icons for Mute, Stop Video, Security, Participants, New Share, Pause Share, Annotate, Remote Control, and More. A green bar indicates 'You are screen sharing'. The main content area displays a word cloud for the word 'Fervor'. The word 'Fervor' is written in large, red, cursive letters. Surrounding it are four smaller words in different colored boxes: 'passion' (pink), 'enthusiasm' (yellow), 'excitement' (blue), and 'intensity' (green). On the right side, a vertical gallery of video feeds shows four students. The top student is holding a sign that says 'Fervor'. The second student is holding a sign that says 'Fervor'. The third student is holding a sign that says 'Fervor'. The bottom student is holding a sign that says 'Fervor'.

Fervor for Learning

This week, the year 2 students were given a chance to explore the thesaurus online dictionary to find meaning for new words they are learning. Each student was able to find a synonym for the word Fervor and demonstrated how to use it in a sentence. It's been a wonderful exploration session.



SHAPING UP

YEAR 3 IPC



One of the science tasks in our IPC unit "Shaping Up" was a research on the organs of the body. Year 3 students used simple sources like books and the Internet to each find information about their chosen organ such as their appearance, location in the human body, their functions, and how the organ does its job. Then students made a model of their organ using clay and labeled it with display cards/ toothpick labels. The hands-on model building activity provided students with an excellent opportunity to consolidate their knowledge and understanding about the human body organs from earlier research.

SHAPING UP

YEAR 3 IPC



Year 3 Multiplication Club Graduates

Graduates from the Multiplication Club have passed their Multiplication Mad Minutes Challenges from facts 1 to 10.

This week's Year 3 Multiplication Club graduates are:

Ker Min Ho

Rayyan Rusmanugroho

Congratulations, graduates!
Ms Kee is super proud of you!

Ker Min Ho








Rayyan Rusmanugroho

Method :

YEAR 5

Results / Data :

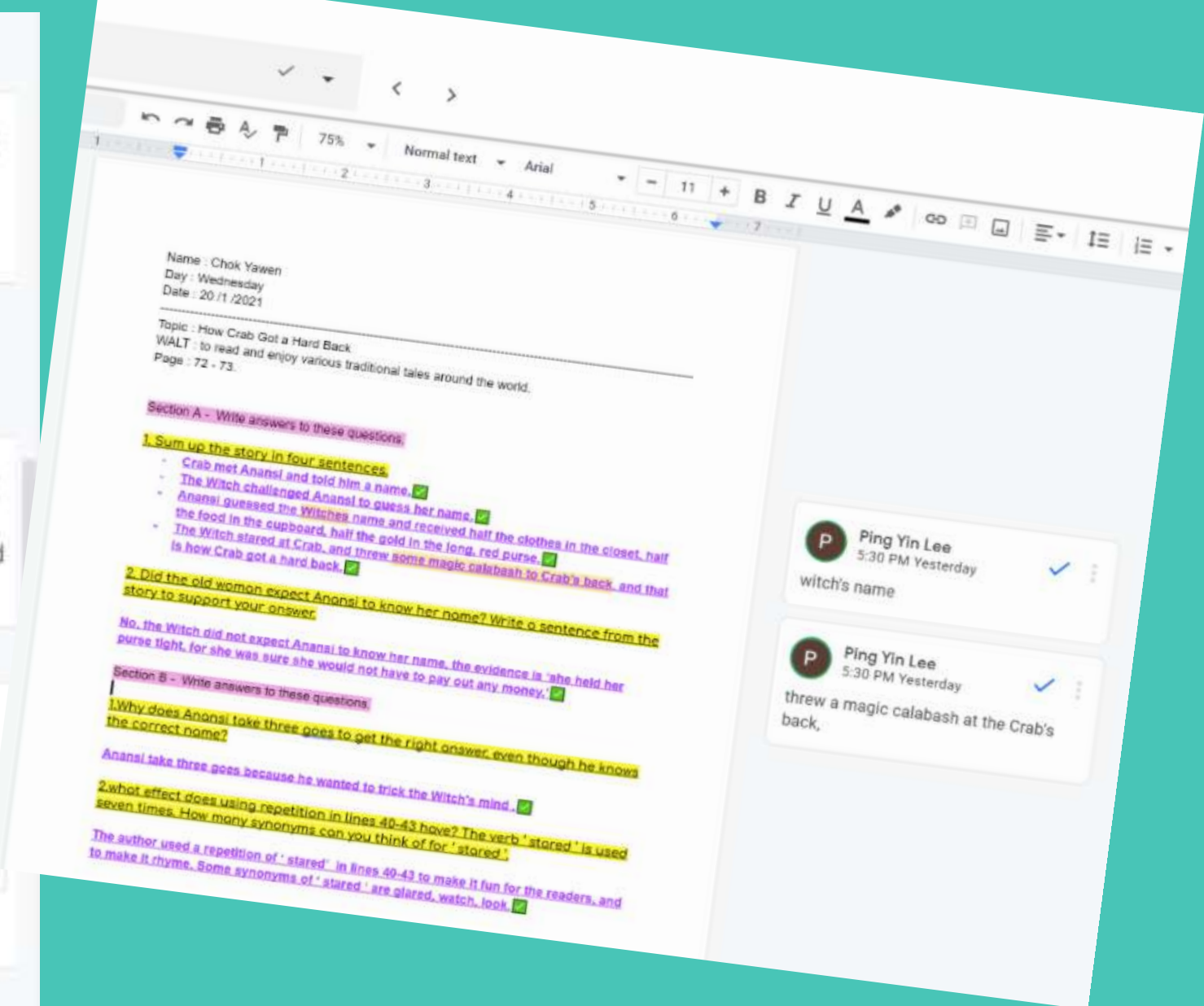
Picture (Before and After)	Item	Description
	Spoon	The spoon was not magnetic it was too heavy.
	Fork	It is not really true the fork was too heavy, but the down part is magnetic.
	Paper clipper	The clipper was a magnetic because the clipper is made of metal.
	5 Cent	The 5 Cent is magnetic.
	Ring	The ring is magnetic.

Ping Yin Lee
9:57 AM Today
You would need to type in how you conduct your experiment.

Ping Yin Lee
9:56 AM Today
Did you try holding the spoon up instead of the magnet?

Ping Yin Lee
I believe your item was a paper clip. :)

Comment Cancel



Intelligent Interaction

Year 5 has started off the week with assignments in Google Classrooms. Students are learning to work even more with technology by writing, editing and handing in their homework online. Students now have the opportunity to work with Google Docs or Google Slides to complete the given tasks either individually or as a group. Students also get live and updated comments on their work throughout the class without being shy to speak out in class as they can communicate with the teacher via their documents

BREATHING LIFE INTO LEARNING

Pranayama refers to breathing exercises which clear the physical and emotional obstacles in our body to free the breath and so the flow of prana - life energy. My passion and penchant for teaching pranayama made the kids supercharged for the whole day. The steps to follow pranayama are explained here and on the next page:

Kapalabhati Pranayama

How to do it: Start by sitting in a comfortable seat with a tall, straight spine, and exhale completely. Inhale briefly through both nostrils, then sharply exhale (again out of your nose) while pulling your navel in toward your spine. The exhalation is short and quick, but very active, while the inhalation is short and passive. Again, pull your navel in as you exhale and soften it on the inhalation. Do one round of 30 (counting your exhalations) and rest for a minute with some deep breaths in between. Repeat. If this seems strenuous, start with 15 and gradually work your way up.



BREATHING LIFE INTO LEARNING



Ujjayi Pranayama

How to do it: Find a place where you can sit comfortably with a straight spine. Take a steady breath in through both nostrils. Inhale until you reach your lung capacity; maintain a tall spine. Hold your breath for a second, then constrict some of the breath at the back of your throat, as if you were about to whisper a secret, and exhale slowly through both nostrils. This exhalation will sound like an ocean wave or gentle rush of air. You should feel the air on the roof of your mouth as you exhale. Repeat up to 20 times.



Sitali Pranayama

How to do it: Roll your tongue until the outer edges touch, forming a tube. If you can't curl your tongue, make an oval shape with your mouth, keeping your tongue flat. Inhale through your mouth, taking in all the air that you can. It may make a hissing sound. After inhaling, bring the tip of your tongue to the roof of your mouth and seal your lips. Feel the coolness of the inhalation in your month then exhale through your nose. Repeat five to ten times or as needed.

Li Qin

From a national perspective the most important use of the water is for industrial / large scale agriculture and irrigation systems. This is because the country itself would be able to use this to their advantage and gain benefits such as profit and provide for the local people as well. Profiting the country would be much better as it can provide many opportunities to the government for future progress and gain.



A Penchant for Water



Jeffrey Elliott + 12 5h

Users of the Colorado River

Using the options from Google Slides, identify which user of the river should be the top priority from a national perspective.



0

Add comment

The believe that from the perspective of the government, the most important user is natural gas extractor. I feel this way because the US doesn't have a lot of factories and farming isn't the most important to them. For example, the US needs energy for other kinds of investments.

-Ashton



0

Alya

From a national perspective, the most important user would be the domestic uses. I think this because it is important to provide the people with what they need. If they don't, there will can be an even larger demand in water and if they cannot provide something like showers, there can be a chance of poverty/inequality rates changing.

0

Add comment

Zack

From a national perspective the highest priority use for the rivers is the Industrial / Large Scale

Afif

I still think that the people who deserve the most water from the Colorado river should be the farmers because they can provide food for everybody and also take care of animals which benefits everybody not just a small group of people



0

Add comment

Over the history of the Colorado River, people have used and exploited the water for economic growth. Now in 2021, there are too many demands on the Colorado River and concessions must be made. In this lesson, students used Padlet to explain their opinions about who should get priority for use of the water from the Colorado River.

FOCUS ON FAMILY



In this week's Moral lesson, I've learnt that our family is the most important thing to us and their support is our whole world. Without their support, we will lack motivation and support which will lead to lower confidence. The parents in the article that I've read, always disagree with the daughter's penchant for certain things, including her friendships. This will pressure the daughter and make her feel uncomfortable in the house. In my opinion, family love is the most important thing in the world. Instead of disagreeing with the daughter, I think they should understand their daughter more and know her interests and thoughts. This can slowly improve the relationship between them. Tan Yan Min, Year 11R.



A modern art gallery interior with white walls and a light grey floor. A large, realistic sculpture of an olive branch with green leaves and blue and yellow olives hangs from the ceiling. On the left wall, a framed painting of a lighthouse is displayed. In the foreground, a long, low white rectangular pedestal sits on the floor. A large cyan rectangle with a thin orange border is centered over the image, containing the text "ART GALLERY" in bold black letters.

ART GALLERY

YEAR 1 AND YEAR 2 ART

"Sunset at the City Bay"

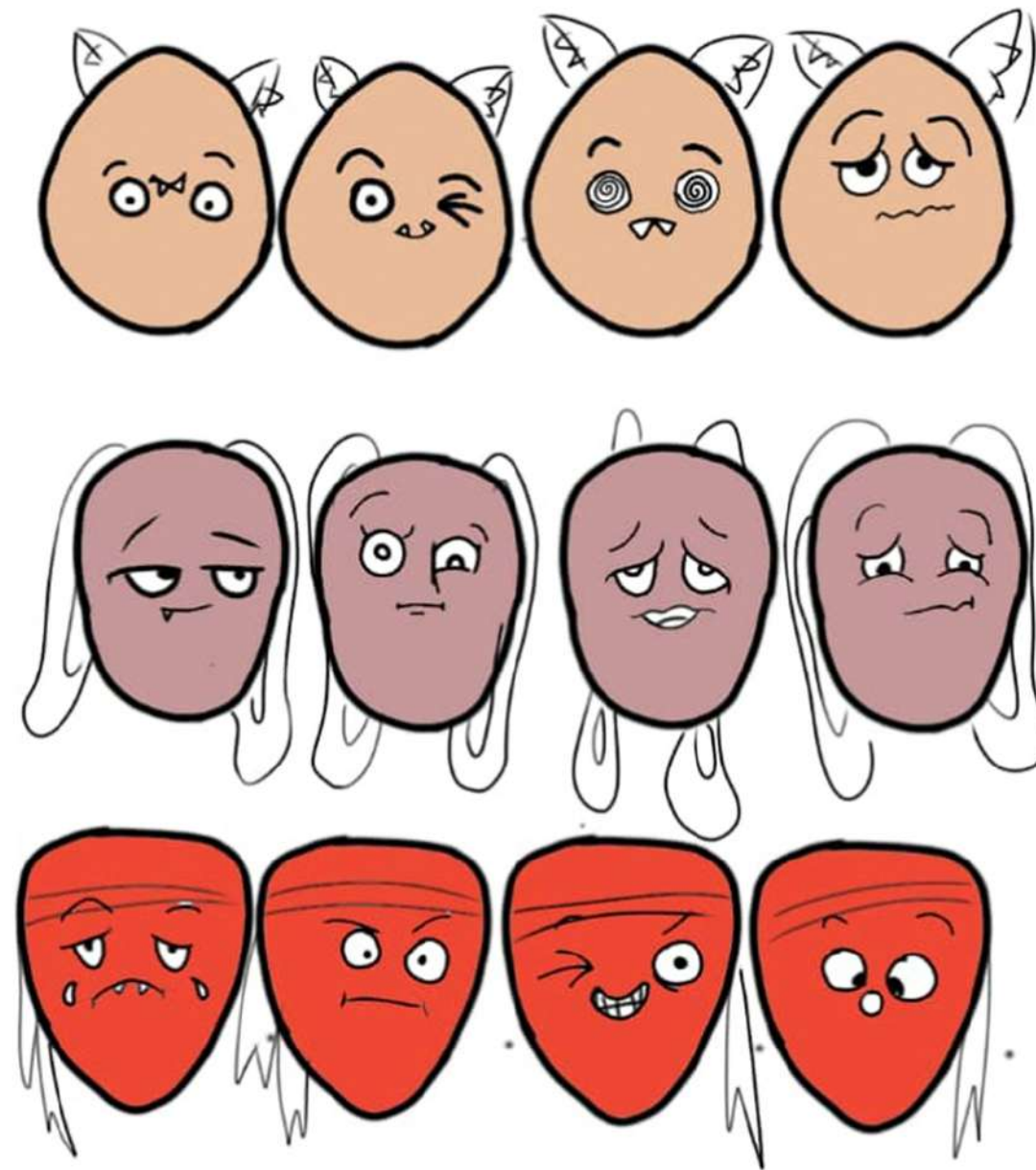
Year 1R & 2R
(IPC Themes - Buildings)



Year 6R

"Facial Expressions"

(IPC Themes-Express Yourself)



express yourself
😊

Rebecca



FREE YOUR MIND

Taking ten deep breaths is a great way to calm yourself down, BUT moodling to ten is even better.



Moodles are doodles with the power to change your mood

JUMBLED PARAGRAPH

FI OYU O(CME WDON OT BINGHRT0, EB
RUSE OT GTE ELFSOURY NA ECI MARCE.
A DROW FO GNIRAWN, TOGHVUH. ALWAYS
PEEK NOE YEE NO ROYU 99 RO A LUGLESA
LIWL KNIC TI. TEH SEMA APPLES1 OT SHIF
DNA PICSH, DYNAC SSLOLF NAD (ROK.

IF YOU COME DOWN...



Literacy @Rafflesia Pages

This week, you can enjoy reading Aqilah's thoughtful reflection on her hobbies and Eva's creative adaptation of the Harry Potter stories.



My Hobbies

By Aqilah Umairah Binti Amir, Year 4

Ever since the third lockdown started, the way I was living has changed. The lockdown and coronavirus cases, which were increasing, have been annoying me and my family.

Now, I am going to tell you about what I did during this MCO.

I planned to write for the school newsletter. I think I wrote about 8 or 9 stories... Wait! (Me, thinking) *Am I a Writer?*

Another thing I prefer to do is BABYSIT my Adam Qayyum, who is my baby brother. I babysit my brother and sister most of the time and we all have entertainment together.

And last, but not least, studying and online learning. I enjoy studying from home. I listen to my teacher during my online classes. I also discover online games like Mope.io and Among Us.

Me and my sister like to play sometimes but only when I don't have homework. We both usually play together with my dollhouse and dolls. We help each other with homework. My sister always says to me, "We are the best sisters!"

But now, let's give our best wishes, full of fervor, from the all-powerful god to help us prevent this Covid-19 disease.

S.P.E.W. Become A Member Before She Chases After You!

By Lim Eva, Year 5

S.P.E.W. stands for Society for the Promotion of Elfish Welfare. Hermione Jean Granger worked tirelessly with fervor to improve the treatment of house elves.

She first started S.P.E.W. during her 4th year at Hogwarts. She was campaigning feverishly for S.P.E.W. and getting people to join. She held up the S.P.E.W. badge at people wherever she went. She first got involved in S.P.E.W. when she was in her 2nd grade. She met Dobby, the house elf who was freed and wore a piece of clothing that showed he had been free. Otherwise, enslaved house elves would stay in their pillow case outfit.


Hermione started knitting hats and socks for house elves during her 3rd year. She wanted to pass the clothing she made to the house elves in the Hogwarts kitchen, but all the house elves were content with their positions in life and did not see the point in Hermione's efforts.

They did not share her fervor in improving their welfare. Soon, Dobby was the only house elf who wanted more clothing. He shared some with his friend Winky, but Winky got disgusted and soon got drunk by all the Butterbeer.


If you wanted to join S.P.E.W., you would have to pay 2 sickles which is equivalent to 2 cents.

Hermione called S.P.E.W. as "Stop the Outrageous Abuse of Our Fellow Magical Creatures and Campaign for a Change in Their Legal Status". Since the phrase was too long to fit in a badge, she replaced it with Society for the Promotion of Elfish Welfare.

Join S.P.E.W. before she goes shaking her S.P.E.W. badge at you!



Literacy Challenge Achievers



Well done and thanks
to **Aqilah Umairah
Binti Amir**, Year 4,
and **Lim Eva**, Year 5.
Both of these talented
and reliable writers
receive merit points
for their engaging
contributions.

Literacy Challenge


*Look at the words of the week on the
next page.*

*Your task is to include the words of the
week in a description of someone that
you admire.*



Words of the Week: *words of ability*

For Monday 11th January - Friday 12th January



To improve our knowledge of vocabulary each week we will introduce words for students to try to use in their conversations and in their writing. This week, our words relate to people's abilities to do things.

Primary word of the week:

flair

Meaning:

natural ability to do something well*

Secondary word of the week:

ingenuity

Meaning:

someone's ability to think of clever new ways of doing something*

**Definitions are taken from the Cambridge Dictionary.*

Weekly Wordsearch Challenge

Rules: Locate the given **words** in the grid, running in one of eight possible directions horizontally, vertically, or diagonally. Answer String: Varies by puzzle. Answer will be released next week.

Rafflesia Wordsearch W03

T Q N I U L I H Z Y J B R M T N D L
P I X U Z L A B Y R Y J
L O E P U D I C Y A X
B H E W M F S A X T Q P P
Z N L I E C B S I I Y E D
Y M I T C G N R A W V K W F E V P X S P O R T S
E V C H S T V O Z O R U N I I L H S A U Q S R Z Z P
S C A R O O E V L R O Y N L M C E S U V S A Y W Q J
E N N N R Q I L W K O L A L E M A C Q T H E A T R E
T T A E L B E M W S D G C O L O I F T Z E E Y B V V
M Z I P I Y O H L H N C T O Z A G N E U V Z U T X
N O I M P C U T E O I E I P S G H J G T R F A O O
E C O Y C E S K O P U M V C N H A T P T E E U W D
L I B R A R Y D F S C U I P T O R T A V E R Q E C J
P X J O B A L L H V Y V T K I O Y D S B Z N I X C I Z
L L A B T O O F M U L T I P U R P O S E L I N A U O L P
M U A T E H S M H Y A M E H R O O D T U O E V I A K O G J
J V M C R E V X S F G C K W S D E D S Z
N K J S D N J B N L X R

MULTIPURPOSE
HALL
LECTURE
THEATRE
SWIMMING
POOL
CAFETERIA
ICT
SCIENCE
LAB
WORKSHOPS
ART
ROOM
LIBRARY
SPORTS
BADMINTON
TABLE
TENNIS
VOLLEY
BALL
FOOTBALL
SQUASH
ACTIVITIES
INDOOR
OUTDOOR
FERVOR
PENCHANT

Last week's Answer

Rafflesia Wordsearch W02

X Q N W R X
E X F E O S K F E M B W
Z K H L A U U P L M B Z H S J Y S C
M U H X W C O M B U J C S I J T B Z
F I P F V P I L Z N W W A C N F U Y B W
N O X R V W C L Y J L E H T H D X J Y W
O N X Q Q M A A I W D R T O E Y E N N H R T
Q K W S N P H J T L Z V O R Z N I R A F K X
F H I H S H A A I Y L N L T L W P J V J
R A Y Q B L T E A O U D P E A
O B I A T S F F R
R R Y N E I Q O H T A G D
V A B U R O H O H J H F D K M
T S T O M A N E O P V A G F L C O I T
K I O A M D A D I E J H L I L B I O L N Z
U R C O I L U Z R G E R W S E M L R A U C
Z Y I C Q M C B C Y N T G T N S Q Y S P F Y A
T S D U J A Z E Y I A N I I Z R S I O Y K
Y M B W T F P B V N V G G A J S A C N W D
O V R I W T L G R I R Q U V L N A K N
V M O G I Q Q A R T L N C I B A D
N V V D Y E P R E H R W U
E B Q L Q G B P M
X U T
G P N

RAFFLESIA
SCHOOL
STUDENT
TEACHER
PRINCIPAL
EDUCATION
INTERNATIONAL
PRIVATE
COMMUNITY
CLASSROOM
AREA
HALL
LABORATORY
INSIGHTFUL
PERCEPTIVE
LEARNING
FUN
SPACIOUS
FACILITIES

Weekly Maths Challenge

Junior 1

$$\begin{aligned} \text{Truck} + \text{Truck} + \text{Truck} &= 18 \\ \text{Car} + \text{Car} + \text{Truck} &= 22 \\ \text{Bus} + \text{Car} + \text{Car} &= 18 \\ \text{Bus} \times \text{Truck} + \text{Car} &= ? \end{aligned}$$

Junior 2

$$\begin{aligned} \text{Surprised Face} + \text{Surprised Face} + \text{Surprised Face} &= 33 \\ \text{Blushing Face} + \text{Blushing Face} + \text{Surprised Face} &= 21 \\ \text{Neutral Face} + \text{Blushing Face} + \text{Neutral Face} &= 25 \\ \text{Neutral Face} \times \text{Blushing Face} + \text{Surprised Face} &= ? \end{aligned}$$

HOW TO PLAY?

Find the value for ? based on the values of the different emojis on the puzzles. You must follow the rules of BODMAS.

WEEKLY MATHS CHALLENGE

Senior 1

$$\begin{aligned} \text{Person 1} \times 18 &= 504 \\ \text{Person 2} \times \text{Person 1} &= 144 \\ 40 &= 30 \\ \text{Person 3} \times \text{Person 1} + \text{Person 2} &= ? \end{aligned}$$

Senior 2

$$\begin{aligned} \text{Car 1} + \text{Car 1} + \text{Car 1} &= 42 \\ \text{Ambulance 1} + \text{Ambulance 1} \times \text{Car 1} &= 300 \\ \text{Ambulance 1} \times \text{Ambulance 1} + \text{Car 2} &= 108 \\ \text{Car 1} + \text{Car 2} \times \text{Ambulance 1} &= ? \end{aligned}$$

[Answer for weekly challenge will be revealed next week]

Email your answers to
principal.kajang@rafflesia.edu.my

Answers will be revealed next
week

Weekly Maths Challenge - answers to last week's challenge

Junior 1

8	+	6	14	2 = w	7 = p
+	+			3 = t	8 = n
9	+	10	19	5 = y	9 = o
17	16			6 = v	10 = a
v	a	n			

Junior 2

4	+	3	7	1 = z	5 = b
+	+			2 = a	7 = d
10	+	8	18	3 = l	8 = e
14	11			4 = s	10 = k
s	e	e	k		

HOW TO PLAY?

Find the value for ? based on the values of the different emojis on the puzzles. You must follow the rules of BODMAS.

WEEKLY MATHS CHALLENGE

Senior 1

6	+	7	13	2 = w	7 = e
+	x			4 = c	8 = r
8	+	4	12	5 = k	10 = n
14	28			6 = i	12 = u
r	i	c	e		

Senior 2

10	x	20	=	200
x	+			
8	+	7	=	15
=	=			
80	27			
7	+	10	x	20 = 207



Dates for Your Diary

Friday 5th February

- AIESEC online 'Clean Our Plate' project (collaboration with Nottingham University).

Monday 8th February

- Chinese New Year Celebration (online)

