



Rafflesia
INTERNATIONAL & PRIVATE SCHOOLS

Newsletter

Primary Star of the Week

Mia is punctual to lessons and is always respectful to everyone. She greets the teacher cheerfully everyday, speaks kind words, and tries her best in the work she does. This week Mia did a fantastic job identifying the author's purpose for writing a letter and writes in complete sentences. She also works hard on her daily multiplication mad minutes challenge.

Rafflesia International School, Kajang

STAR OF THE WEEK



Malaeka Damia Bt Azmy, Year 3

Term 2, Week 8, 27th February 2021



Newsletter

Secondary Star of the Week

Qing Tung shows commitment and dedication to his online studies. He shows responsibility and is always on time in submitting his assignments. During online lessons, he makes insightful contributions and shows respect towards the differing opinions of others. He has a very strong character as well in that he supports his classmates during their time of need. Well done!

STAR OF THE WEEK



Kwan Qing Tung, Year 8

Term 2, Week 8, 27th February 2021



Dear Parents/Guardians,

This week in assembly, I focused on the benefits of adopting a growth mindset - an understanding that with a little regular effort and practice we can all grow our abilities in the areas we choose. For younger students this could be learning times tables; for Year 11 students it could be improving abilities to answer specific IGCSE questions with greater accuracy or confidence. Regular, focused practice or revision helps to strengthen the connections between neurons in the brain; through repetition we store information in our long-term memory. My first challenge to students was to choose a topic, to concentrate on this in little-but-often practice and to observe the results.

An additional challenge I set for students, in a task titled 'Be the Teacher, is to create a one-minute video in which students explain an aspect of their learning. Research shows that one of the most effective ways to memorise a concept is to explain it to someone else. I look forward to receiving the students' responses. Indeed, in the weeks ahead there will be a range of literacy-themed events. Next Thursday, on World Book Day, I will be holding an online literature-themed quiz (the link can be found on the final page of the newsletter). Additionally, the week beginning 15th March is our English Week. More information will follow soon.

Finally, we look forward to welcoming students from Year 1 to Year 9 back to the campus on Monday 8th March. If you have uniform orders to collect, please arrange time to do so next week before your child returns to the campus.


Wishing you all an excellent weekend,

Andrew Crompton,
Principal.

RAISING THE BAR

Students in Reception Respect were challenged a little to learn and understand a Bar Graph. In line with the IEYC THEME: GOING PLACES, we used transportation and transferred the information into a bar graph.

This little superstars were very confident and did an excellent job when they were called to work at the whiteboard. We're so proud of you guys!



Sounds Fun

This week in the Early Years Music lesson, students had fun unleashing their creativity by mimicking the actions suggested by song lyrics. They imitated animal sounds and objects from daily life. They also listened to "Peter and the Wolf", in which each character or animal was represented by a different musical instrument.

BUILDING UNDERSTANDING

YEAR 1 EXIT POINT SHARING



In the IPC unit, "Buildings", Year 1 students learnt about the different types of buildings and houses around the world. Each building has a different shape, height, materials and uniqueness. To make the learning more enjoyable and authentic, we decided to make models for our Exit Point presentations. This enjoyable activity is our way of bringing the students' learning to life by exploring the real environment and showing them that we always want them to have fun whilst learning.

BUILDING UNDERSTANDING

YEAR 1 EXIT POINT SHARING



**Mesharc Arryaan's
Office & Stadium Model**



Looi Kayzen's Village House Model



**Aaryan Rham's
Modern City Model**

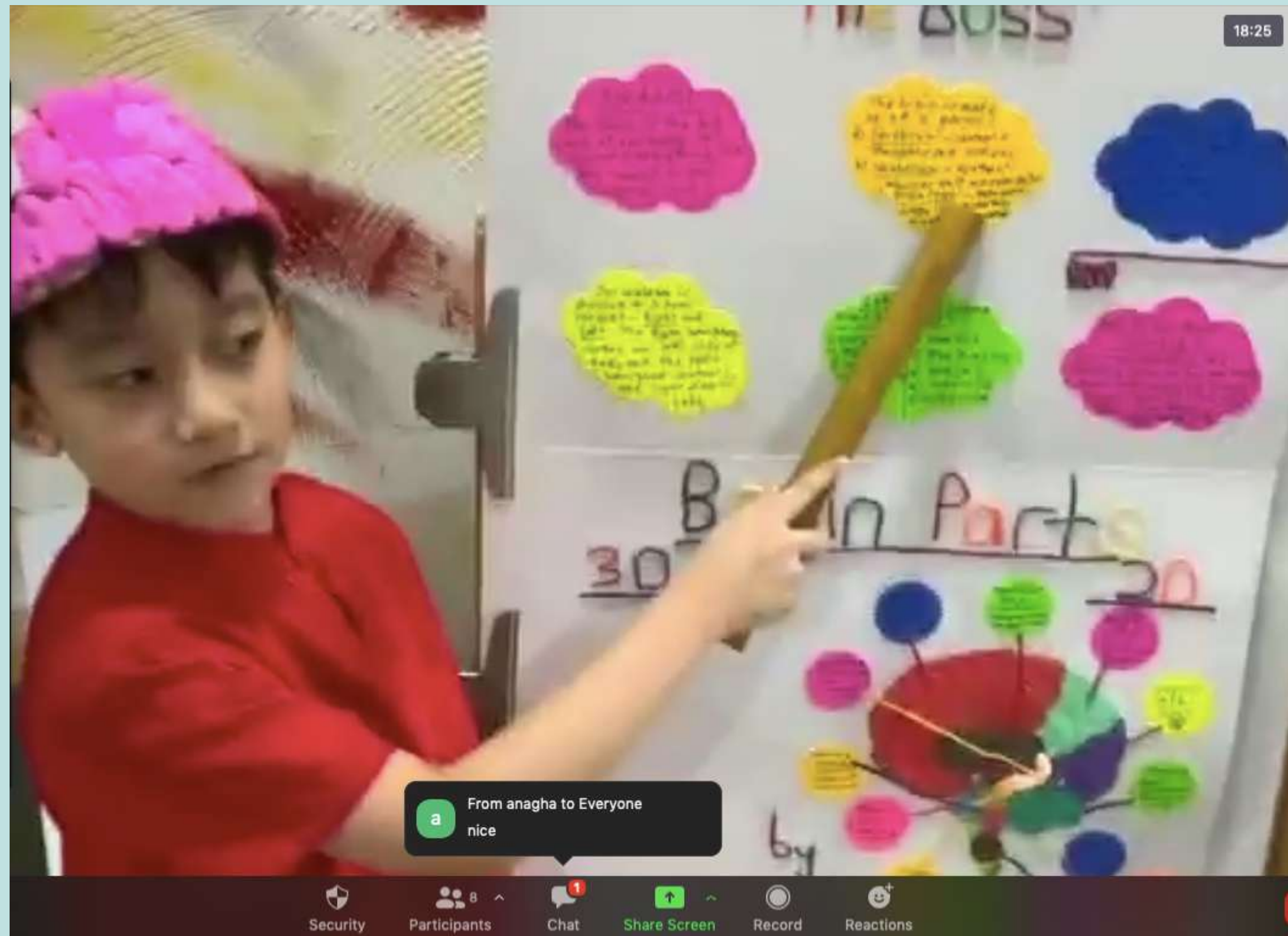


Kong Zi Yi's Modern City Model



Shaping Up

The Year 3 students celebrated the learning achieved from the IPC unit "Shaping Up". Students used Google Slides and 3D models to present their knowledge about the organs in the human body, the proper handwashing technique, and healthy eating through a balanced diet. We identified characteristics of good presenters and compared examples of good and bad presentations. The Year 3 students have done a fantastic job on their presentations and a lot of improvements are seen this time round



Year 3R

EXIT POINT: SHAPING

- The Human Body & Its Organs**
 - Urinary Bladder (Kee Lec)
 - Heart (Anagha)
 - Skin (Keith)
 - Brain (Min Ho)
 - Stomach (Wen Kai)
 - Small & Large Intestines (Zhi Yan)
 - Lungs (Mia)
- Proper handwashing (Amanda)
- The 5 food groups (Rayyan)

How the Heart Works?

- The heart has four chambers: 2 ventricles, 2 atriums
- The atriums are a kind of meeting place where blood flows
- The ventricle then pushes the blood and send it out of the heart.

Blood without oxygen from body systems

Right Atrium

Right ventricle

Blood with oxygen from lungs.

Left Atrium

Shaping Up

YEAR 3 EXIT POINT SHARING

Our Urinary Bladder

Location of the Lungs

- Lungs are in located in the chest cavity (inside rib cage)
- Protected by the ribs
- There are 2 lobes (right and left)

Making New Materials



Year 5 IPC Exit Point was on Making New Materials. Students learnt about different materials, their properties, the advantages and disadvantages of each material, their usage and their functions. Students also learnt about the different processes materials go through in order to change or form new materials. But of course, students were even more excited to show off their baking skills to their classmates! They had the privilege to research online recipes and make them as an activity for Exit Point. Some were honing their videography skills as well! Even though they are very new to these skills, the learners had a blast recording themselves baking over the weekend and sharing their recipes and videos with their peers. The other students had the chance to do various researches; Papyrus, E-textiles and also presented a mind map of the various topics and concepts learn throughout the theme.

Making New Materials

Chok Yawen is presenting

History of Papyrus

- Papyrus, from which we get the modern word paper, is a writing material made from the papyrus plant, a reed which grows in the marshy areas around the Nile river.
- Papyrus was used as a writing material as early as 3,000 BC in ancient Egypt, and continued to be used to some extent until around 1100 AD.



38A

How does Japanese shows **HAPPINESS** at a birthday?

Through facial expression
In someone's birthday Japanese will smile.

Through vocal expression
Japanese say '誕生日おめでとう' (Tanjōbiomedetō) (because that's happy birthday in Japanese).

Through physical expression

39

39A

40

TX 5063

Rafflesia Education Group Meet - hby-hocp-rrf Elisee Low says... CMCO Daily lessons - G Inbox -

meet.google.com/hby-hocp-rrf?authuser=1

Andrew Dhiren Tan is presenting Elise Tan Sze Teng and 6 more

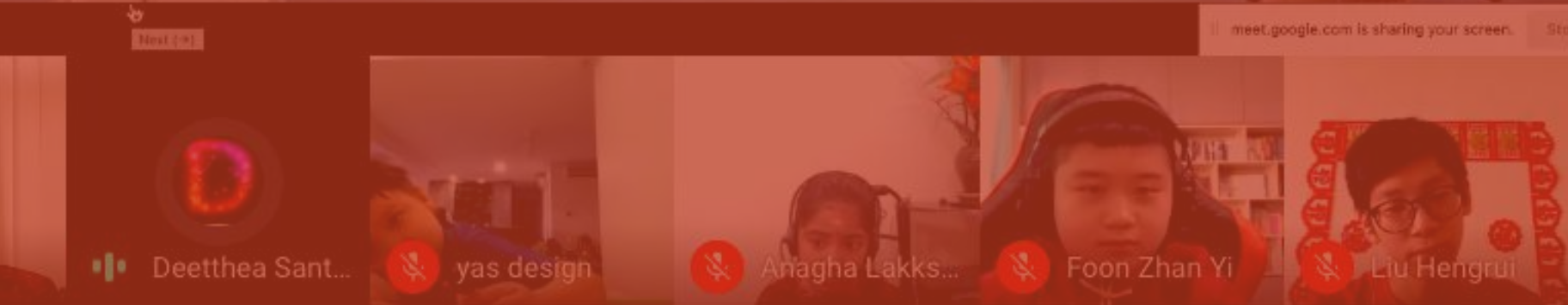
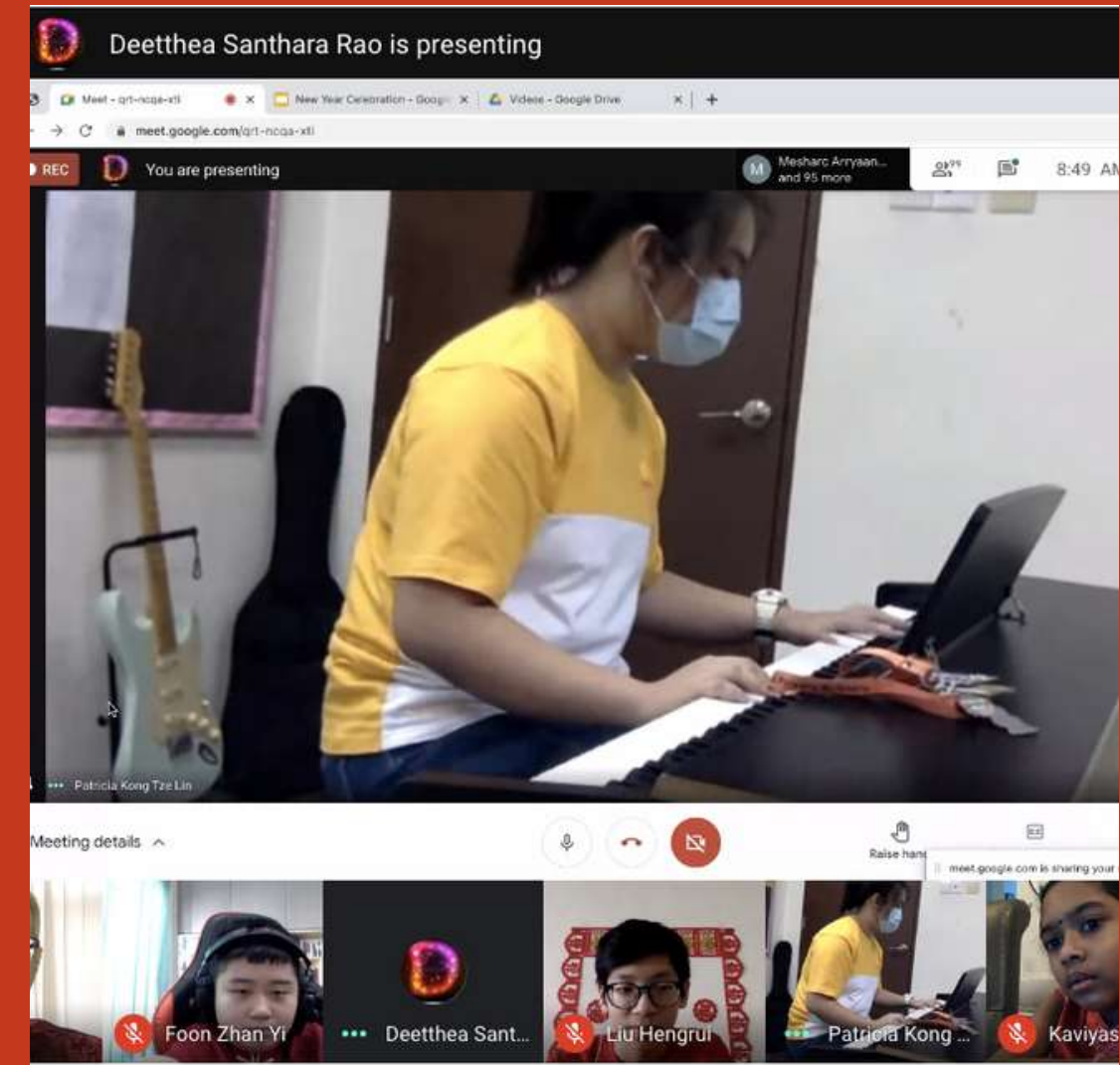
Happy Moments

What makes me happy is my family, my kindergarten graduation, my sister and my dog.

Year 6 Miss Latifah

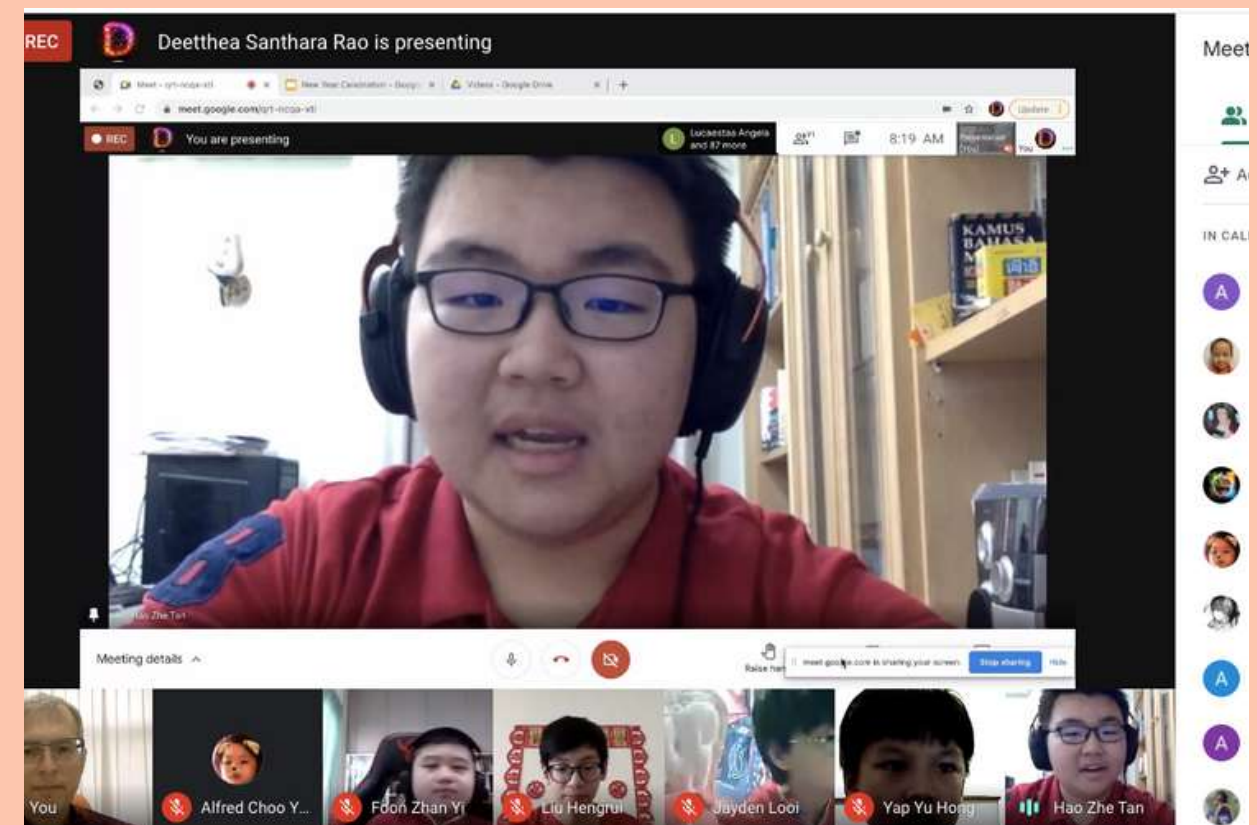
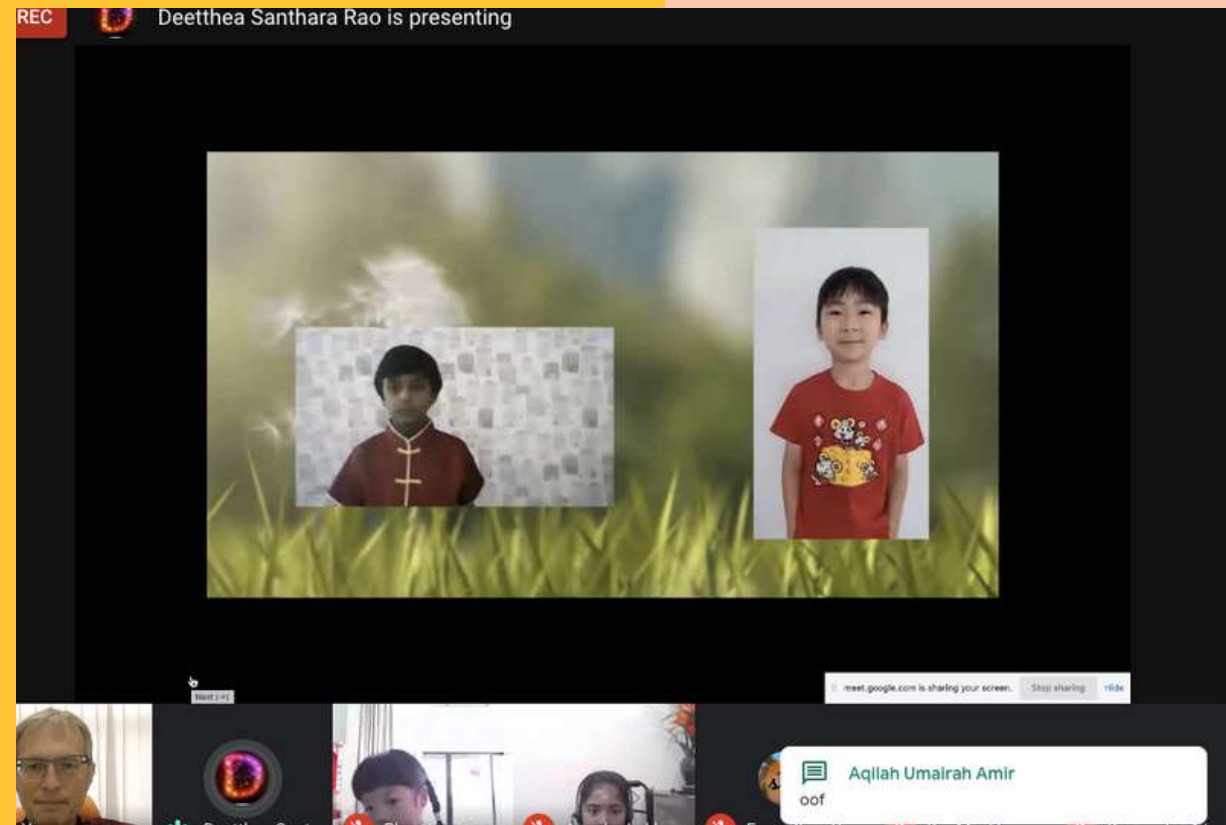
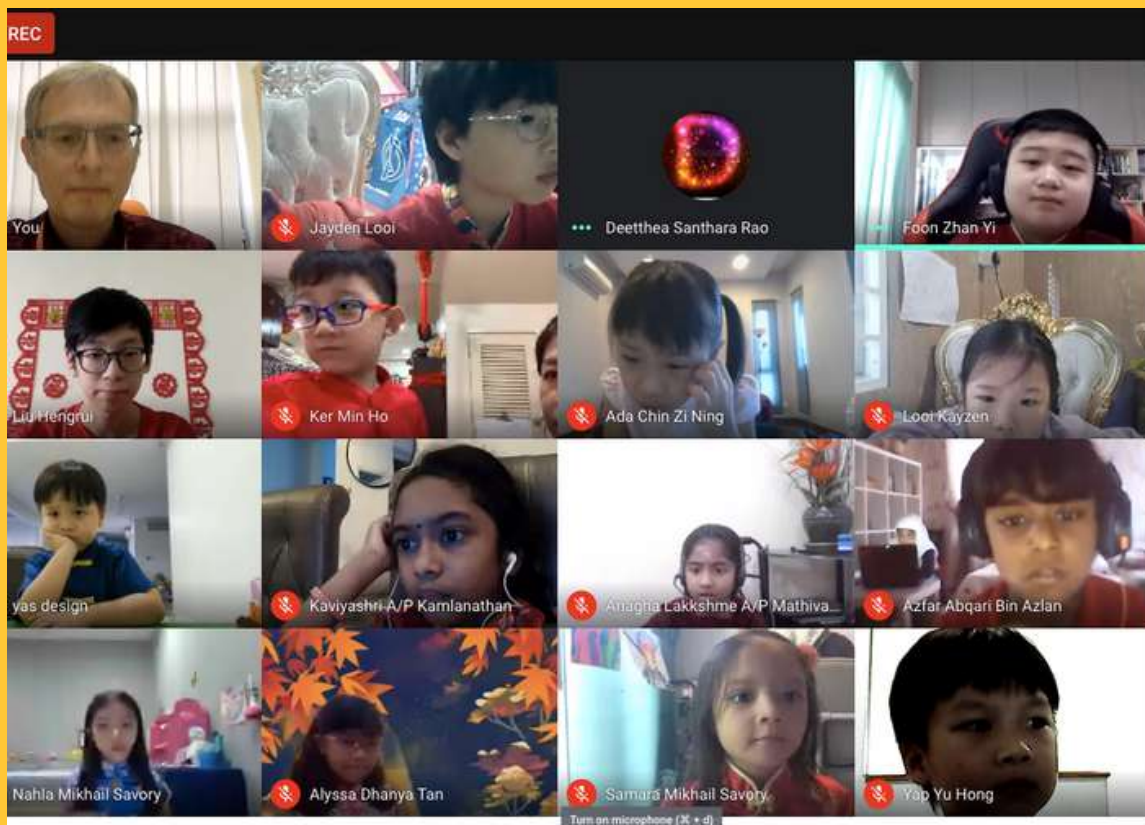
HEALTHY EXPRESSION

This IPC theme has been fun and enlightening for students. Students now know the 6 basic human emotions and have also explored if animals can express emotions too. During the Exit Point session, all students were able to capture their happy moments in life and share those moments in class. They have learnt to translate their raw emotions appropriately depending on the situations they are in. Students also get to research how different cultures express their emotions. With the advance of technology, emotions come in the forms of emojis..



With live performances, cultural accounts and stories, video presentations and greetings as well as an exciting quiz, our online Chinese New Year Celebration was a lively and uplifting event. Hearty thanks to performers, presenters and organisers!

Chinese New Year Celebration






CHINESE NEW YEAR GREETINGS

Young learners shared their joyful greetings for Chinese New Year 2021 by creating colourful "Selamat Tahun Baru Cina 2021" wishing cards and shared useful information about the festival in the Malay Language.



CHINESE NEW YEAR GREETINGS

Happy Chinese New Year 2021!



Selamat Tahun Baru, kawan-kawan. Harapan saya pada tahun ini, semoga semua hidup sihat dan sejahtera serta belajar bersungguh-sungguh.

Happy Chinese New Year, The wishes of me in New Year is to be healthy and focus more on study.

新年快乐, 我今年的愿望是健康和学业进步。

Hee Boh Yee-Y8




Selamat Tahun Baru Cina 2021 :]

Selamat Tahun Baru Cina kepada semua. Saya berharap anda semua berada dalam keadaan yang selamat, sentiasa memakai topeng dan mengamalkan jarak sosial supaya kita dapat melawan coronavirus!



Rebecca Anne Hogg-Y6



Name: Ong Zi Qi
Class: Y8R



Happy Chinese
New Year 2021!

My Wishing:
I wish everyone has a happy holiday, be happy and prosperous. Stay safe too!

Harapan Saya:
Saya mengucapkan kepada semua selamat bercuti, bahagia dan sejahtera. Kekal sihat dan ceria selalu!

恭喜发财!
身体健康!
财源广进!
国泰民安!




“Selamat Tahun
Baru Cina 2021”

Wishing you a Happy
Chinese New Year to you and
your family stay safe

Saya mengucapkan selamat
tahun baru cina kepada anda
dan keluarga anda agar
sentiasa sihat dan sejahtera.

Aryaan Sridharan-Y7



CHINESE NEW YEAR GREETINGS



Selamat Tahun Baru Cina!

Happy new year! This year has been hard because of the global pandemic. However, this chinese new year I wish everyone good health and lasting prosperity. I hope everyone's new year will be spent with immense joy. Gong Xi Fatt Choi!!

Chin Yung Yee-Y7

新年快乐



HAPPY CHINESE NEW YEAR

IT'S BEEN A TOUGH YEAR SINCE THIS PANDMIC HAD STARTED, TOGETHER WE HAD BEEN THROUGH A LOT SUCH AS LEARNING NEW STUFF GAINING EXPERIENCES. WE ALL MADE THIS A UNFORGETTABLE MEMORIES. SO HERE I WISH YOU HAPPY CHINESE NEW YEAR, HOPE YOU ALL THE BEST OF LUCK.

GONG XI FATT CHOI!!!

Selamat Tahun Baru Cina 2021!!!

Phang Xi Er-Y11



SELAMAT TAHUN BARU CINA 2021!!
Sabrina Y11

Happy Chinese New Year! May the prosperity be with you! Stay safe, stay strong!

Selamat Tahun Baru Cina 2021 !

Semoga Tahun Baru ini akan membawa anda banyak kebahagiaan dan kesenangan. Saya berharap anda mendapat keberuntungan, cinta dan kejayaan. Selamat Tahun Baru dan selamat berjaya!

愿新的一年给你带来许多快乐和幸福。愿你找到和平、爱与成功。祝您新年快乐，恭喜发财!

Ho Wen Qi-Y8




UNDERSTANDING SYMBOLS

Number 3: The Octothrope and Copyright symbols

The Octothrope

Also known as "pound sign", "number sign", "libra" or famously "hashtag"



In 1960, it gained the name Octothrope which was then widely used on keypads



In 1920, It was used as signify units of weight, such as pound and "lb/libra"

Now it is used for programming language and famously on twitter



Copyright

It was made via the copyright act and copyright laws in 1902 by the U.S



The symbol was created due to artists complaining about writing the word "copyrighted"

Long printed material typically had the word copyrighted or copr



Now further amendments can be copyrighted using this universal symbol





ART GALLERY



Mandarin Orange Trees



“MOON & SUN”

YEAR 1R & 2R



FREE YOUR MIND

PERSONAL Q&A


IN THE SPACE BELOW WRITE A QUESTION ABOUT YOURSELF. IT CAN BE ANYTHING - WHAT'S YOUR FAVORITE THING ABOUT ME? DO YOU LIKE MY HAIR? - AND ASK YOUR FRIENDS FOR AN ANSWER.

QUESTION	ANSWER
QUESTION	ANSWER
QUESTION	ANSWER
QUESTION	ANSWER
QUESTION	ANSWER



Moodles are doodles with the power to change your mood

Make yourself feel like *a new person*.



Moodle yourself a fresh wardrobe.

Literacy @Rafflesia Pages

Thank you to the young writers who have contributed to the newsletter. We hope our readers enjoy these stimulating pieces.



Cheeky Alisa

By Aqilah Umairah Binti Amir, Year 4

If you couldn't wait for happiness, meet Alisa. Alisa is from a modern based city with all the beautiful resorts to an amazing bungalow.

Her bungalow is the opposite, CLEAN.

Her behaviour is being so cheeky and funny. When everybody sees her, They call her 'Cheeky Alisa'. Seeing her in the streets, waving her balloons at everyone, makes every single one of them happy.

Alisa is always in a jocund mood.

She loves Unicorns and she is always happy.

She has blonde hair and sky blue, circular eyes. She is often very lazy but cute.

Her diet is mostly Burgers from Burger king. To Alisa, Burgers and French Fries are her favourites. She gets messy when she eats her beloved burger.

She loves school and loves learning. Best of all is Science. She can't wait to be a scientist when she grows up.

Being happy is fun. Alisa is the person you need to be HAPPY.

Zippy the Dragonfly

By Azfar Abqari Azlan, Year 4



Zippy the Dragonfly was the mother of 5 baby flies and had neighbours named Kooyar Frog, Sandy Ant, Quenda Bandicoot and Jan the Snake. They all lived in Uluru Island, and stayed in Brooks forest. Zippy always taught her kids how to find food. The latest menu they had was a "mosquito sandwich". The "mosquito sandwich" included some big mosquitos, three yellow flowers and two crunchy leaves. They were so busy about finding the ingredients for the meal until all the neighbours could hear their plans and wanted to do the same menu for their lunch.

Zippy had very strong wings and shining accessories on her wings that helped her to fly around and find food. Her body was covered with rainbow colours. She had a crown on her head that made all birds feel really jealous of her beauty. Every evening, Zippy would bring her kids to the pond to let them have fun and play. She loved to chit chat with her friends especially Sandy Ant. They had a very close relationship. She lived in a pondweed that had three floors. They were happy when the night came because they could see beautiful glow-worms doing their shows every night.

When the day time came, usually after breakfast, Kooyar Frog would always share food with Zippy and her family because seeing cute Zippy flying around made Kooyar melt her heart. Zippy continued to have a wonderful and joyful life with her baby flies and her very kind neighbours.

Jocund When There's Chess

By Lim Eva, Year 5

"Gabriel! Go to sleep!" Gabriel's mom called.

"Hang on I'm nearly going to make a new queen!" Gabriel said, moving her pawn forward 1 step.

"Go to bed!" Gabriel's mom shouted.

"Just wait!" Gabriel said, pushing her cinnamon-coloured hair.

Gabriel's mom knocked the chess pieces down off the chess board. Gabriel flung herself on the bed and fell asleep.

The next morning Gabriel got ready for school and rushed down to her mom's car. It was 2:30 PM and she could join one of the activity clubs. As usual, she joined the Chess Club. She walked in but didn't see the Head of the Chess Club. Chelsea wasn't there. There was a new Head, a girl again. She wondered what it was like to have a boy lead.

"Hello, you can call me Maddie. I'm going to lead the Chess Club!" The girl said confidently.

"Chess," Gabriel corrected.

"Hush!" Maddie said.

Gabriel looked over to the wall and there was a poster which said: Chess Competition. Join before 26 July 2020! Sign up by asking Maddie Closekey.

Gabriel then raised her hand up

"Yes?" Maddie asked.

"I would like to join the chess competition please!" Gabriel said.

"It will start tomorrow, are you sure you want to join now?" Maddie asked.

"Yes!" Gabriel said excitedly.

"Okay, I'll get you signed up after this," Maddie said. Gabriel nodded and headed home.

About 5 pm she received a call from Maddie Closekey.

"Hello?" Gabriel asked.

"You made it in the competition!" Maddie said.

"Really?" Gabriel asked.

"Get ready for tomorrow!" Maddie said.

She then hung up on her.

The next day she walked to school with a nice ocean blue-coloured dress. After school she walked into the chess room. She was asked to play with another competitor.

Jocund When There's Chess

By Lim Eva, Year 5

"Hello, I'm Leokard," the competitor said.

"I'm Gabriel," Gabriel said, sticking out her hand.

He shook her hand.

"Start!" said a voice.

Gabriel was white. She had to move first. She wanted to know if he was good at chess. She then moved A2 to A3.

He then moved E7 to E5. They played for another 2 minutes and Gabriel managed to capture his queen. He had a choice to either let her knight eat the king or queen. He then moved his king aside. He had no queen. Twenty minutes passed and Leokard placed his king flat down which meant he resigned.

Gabriel cheered and headed out to sign her name on the winner sheet.

Later that day Gabriel received a phone call from Maddie. Maddie told her that the day after tomorrow, she had to go to Oxford University to play chess with someone.

The day after the next she left for Oxford University. She was asked to play chess with a brunette girl.

"River." She held her hand out.

"Gabriel." She held her hand out to shake hands.

"French?" she asked.

"My dad is," Gabriel replied.

"Nice, my cousin lives in Paris," she said.

"Start!" a voice said.

She did what she did last time, moving A2 to A3. River fell for the trap. River bit her bottom lip. Gabriel ate her bishop.

In the end, River lost.

"Don't worry, you have to compete with my luck," she whispered with a wicked smile. River knocked down the chess pieces and left. Gabriel went to the Winner sheet and signed her name.

The next day, she received a call from Maddie.

"The next chess competition will be in school tomorrow," she said and hung up.

The next day she got ready for school wearing jeans and a jacket which said, "You won't win if you don't try".

Jocund When There's Chess

By Lim Eva, Year 5

After school it was time for the chess finals.

"Alex," the competitor said.

"Gabriel," Gabriel said.

She moved A2 to A3 like usual and he never fell for the trap. He captured her queen. It was the first time anyone captured her queen. Her eyes widened. How could this happen?" she thought.

Her rook came rushing towards his queen when his bishop captured the rook. She had only 8 pieces left when he had only lost 3 pieces.

She was going to capture his king. He then switched it with his rook. Why didn't I think of that?, she asked herself.

Afterwards, she captured all his rooks and the king. There was only 30 seconds left. She signed her name on the Winner sheet.

"The next day was a public holiday. She went to the bookstore and bought a newspaper to see herself featured on the front page.

Jocund When There's Chess the headline said. She read it and grinned.



Legendary Auset

By Sarah Aleya Binti Azlan, Year 8

Auset was a hardworking girl that lived in extreme poverty with her grandma in a small village called El-Samara. She had to work at hard labour for her grandma's sake. Every day, she had to wake up 5 early in the morning to walk 3 kilometres from their house to feed the goats. After feeding the goats, she would get the milk from the goats and bring it back for her grandma and sell it at the town's small market .

During this time, her grandma was very sick so Auset had to do all the work and the chores. The only animal she adored was her horse named Halifa. Halifa was an Arabian well-built horse.

Auset's dream was to be a warrior but her town didn't allow women to join the warrior force.

She was determined to show a warrior-like passion to her country some day. Her grandmother supported her along the way and motivated her not to give up. She and her horse had a very unique relationship and they could actually understand each other's feelings. They knew that one day they would actually accomplish something together.

There was once a very weird incident that happened in the Town of El-Samara when a burglary was announced in the town. When such days happened, Auset acted strange at night and was gone for almost an hour. Auset's grandmother was worried when she was away. Until one day, she stayed up late and spied her granddaughter leaving; she went with her walking stick following Auset everywhere. She saw Auset wearing a black cloth mask with Halifah and beating up the suspects everywhere in the town. She was

Legendary Auset


By Sarah Aleya Binti Azlan, Year 8

shocked and at the same time very proud that Auset was doing the right thing.

After that incident, Auset's grandmother kept her mouth closed to Auset but told her friends about this and soon news spread like wildfire. Auset soon got food, kindness and respect from people. Auset still wondered how the town people knew about this and decided to ask her only beloved person, her grandmother. After her grandmother told her, Auset was grateful and began to take more care of her grandmother.



Literacy Challenge Achievers



Well done and thanks to **Aqilah Umairah Binti Amir**, Year 4, **Azfar Abqari Azlan**, Year 4, **Lim Eva**, Year 5 and **Sarah Aleya Binti Azlan**, Year 8. All these students have been awarded merit points.

Literacy Challenge


Look at the words of the week on the next page.

Your task is to include the words of the week in the opening to a short story where a character arrives home to find something on the kitchen table that should not be there.



Words of the Week: words of good sense

For Monday 1st March - Friday 5th March



To improve our knowledge of vocabulary each week we will introduce words for students to try to use in their conversations and in their writing. This week, our words relate to abilities to make good judgments.

Primary word of the week:

gumption

Meaning:

The ability to decide what is the best thing to do in a particular situation, and to do it with energy and determination*

Secondary word of the week:

astute

Meaning:

Able to understand a situation quickly and see how to take advantage of it*

**Definitions are taken from the Cambridge Dictionary.*

Weekly Wordsearch Challenge

Rules: Locate the given **words** in the grid, running in one of eight possible directions horizontally, vertically, or diagonally. Answer String: Varies by puzzle. Answer will be released next week.

Rafflesia Wordsearch W05

T Y N J T B C L O U T C S C P F F U T D Q G Y J M
 J T I Z U Y J R Y X A N Z P R E K E S O C X C E W
 Z I M P Q W S A V M H Z E E S S D W L F Z Y V X O
 C N T K E S V A A E Y C L M G T N G L N T F H Z Y
 O R S R G N L R S L V A V A Y R S D I O P D T A F
 M E Q J A U A L G E X H M C O O V G K I S M G F Y
 B T U U E D V A W L I B N Y Y N J K S T F E S D F
 I A K S E U I Z W L O C D A K G T N V I S I O N P
 N R O R L Z U T D T U B N G K Q X W E N J H E N R
 A F I N Q B R Q I L R F A E D A G O I G T L G O M
 T E R T O A P R B O O L E L T N E M P O L E V E D
 I N Y K I I M G S R N K I S T E Z E O C L B F W H
 O Q T N O Z S Q I Y C A J X O K P M M E L B P G E
 N L I D H J O S N O W H L F N P S M T R L O Q K H
 X N L W K E I O E U P J M E N G R Z O E R H O F Q
 G D A Y U N I Z Y R I W O F N D T U I C U X O H N
 U J U O R S Z L I O G C B I D S U N P I H U P T V
 J I Q D S E M L O M I O R L C N O I T A D N U O F
 Q K Z I B E N P C P N A R W W U S E K O Q Q E M T
 M Q M F P P O T Y W C H W P F K U V F Y I C N J P

VISION
 MISSION
 RECOGNITION
 STRONG
 FOUNDATION
 GLOBAL
 TRADITIONAL
 VALUES
 DEVELOPMENT
 LIFE
 SKILLS
 COMPETENCIES
 QUALITY
 CARING
 ENJOYMENT
 RELAX
 PURPOSEFUL
 COMBINATION
 TRAINING
 SMOOTH
 PROGRESSION
 FRATERNITY
 CAMARADERIE

Last week's Answer

Rafflesia Wordsearch W04

X U D P T M O K A V O N V X X T U G Y L D J D B U D I V N Z
 S E E A E S C G I O I F Q J N E L G Q Y H K F E I V D P C G
 E F L A I R Q S C M Z G W E H H E V I T R O P P U S U N G W
 C B B N P N W V A U Q Y M Q U O X M A Y S S L N G B Q H I B
 O E O M U T N L M I S E R I P S M R W K X P M Z J J V A Y G
 N V M K F P S Y B R V H H A A F E T P X E C N E I R E P X E
 D I G W Q I G B R E Y S C X M L F L I J F T T C F Q P F N M
 A T N O I T A V I T O M X N Z I G B F S Z B L H K M Q L Q K
 R C O I K A F H D K K K H G S W R K L - M E C I S Y R U I V
 Y E W E W Q C A G E C R S Q I U J P Y L D U G L S P G E A V
 P F A A G A M T E Y S N D Y T I U N E G N I Q D K I X N C A
 H F T X M W I W Z F H Q O D P W E A R L Y S S - A W G C T N
 U E Q C K B Y Q I Q A S K I L T Y G O L O N H C E T V Y N C
 K F C H L N U R S E R Y L V T K C R Q A B D Z E I U L O C S
 M E X C E L L E N T D V F I A P N V T H S V X N W P Q N X D
 Y W C G N A O S H O S I A I T N E S S E V N F T S A L T R T
 P X K N R N V G S V T M S E E G V C P P S O W R W U Z I E C
 G C S I Q E B I I D O X X Z M H N V E U G S A E B D U B N C
 V J R U D Z J D H G N Y D Q P S J J T R B E B D I B F B K E
 Y T C R B I F S L C M U I S R W U T S D Y B H R Q M A L G C

Prepared by Ms Chu

Weekly Maths Challenge

Submit your answers
to
principal.kajang@rafflesia.edu.my

We look forward to
your responses!

Junior 1

$$\text{👤} + \text{👤} + \text{👤} = 18$$

$$\text{🧚} + \text{👤} + \text{👤} = 21$$

$$\text{👧} + \text{🧚} + \text{👧} = 29$$

$$\text{👧} + \text{🧚} \times \text{👤} = ?$$

Junior 2

$$\text{🐸} + \text{🐸} + \text{🐸} = 24$$

$$\text{🐼} + \text{🐸} + \text{🐼} = 14$$

$$\text{🐱} + \text{🐼} + \text{🐱} = 25$$

$$\text{🐼} \times \text{🐱} + \text{🐸} = ?$$

HOW TO PLAY?

Find the value for ? based on the values of the different emojis on the puzzles. You must follow the rules of BODMAS.

WEEKLY MATHS CHALLENGE

Senior 1

$$5 \times \text{🐼} = 10$$

$$+ \text{🐼} \times \text{🐼} = 13$$

$$12 \quad 12$$

$$\text{🐸} \quad \text{🐼} \quad \text{e} \quad \text{🐼}$$

$$1 = t \quad 6 = o$$

$$2 = s \quad 7 = d$$

$$4 = x \quad 10 = p$$

$$5 = e \quad 11 = l$$

Senior 2

$$\text{🌮} \times \text{🌮} = 90$$

$$+ 20 \times \text{🌮} = 480$$

$$= 29 \quad = 34$$

$$\text{🌮} \times \text{🌮} + \text{🌮} = ?$$

[Answer for weekly challenge will be revealed next week]

Weekly Maths Challenge

WEEKLY MATHS CHALLENGE

Junior 1

$$4 + 8 = 12$$

$$+ + =$$

$$1 + 6 = 7$$

$$= =$$

$$5 \quad 14$$

$$6 \times 4 + 16 = 40$$

Senior 1

$$16 + 28 = 44$$

$$\times \times =$$

$$24 \times 6 = 144$$

$$= =$$

$$384 \quad 168$$

$$24 + 16 + 6 = 46$$

ANSWER

Junior 2

$$8 + 6 = 14$$

$$2 = d \quad 6 = i$$

$$+ + =$$

$$3 = g \quad 8 = k$$

$$2 + 10 = 12$$

$$4 = u \quad 9 = z$$

$$10 \quad 16$$

$$5 = t \quad 10 = s$$

$$d \quad i \quad s \quad k$$

Senior 2

$$4 + 10 = 14$$

$$1 = l \quad 8 = k$$

$$+ \times =$$

$$2 = n \quad 9 = g$$

$$1 \times 12 = 12$$

$$4 = p \quad 10 = u$$

$$5 \quad 120$$

$$5 = q \quad 12 = d$$


$$p \quad u \quad l \quad l$$

HOW TO PLAY?

Find the value for ? based on the values of the different emojis on the puzzles. You must follow the rules of BODMAS.




Dates for Your Diary



Week Beginning 1/3/2021

YEAR 10 TERM 2 EXAMS BEGIN



Thursday 4th March

**MR ANDREW'S WORLD BOOK
DAY FAMILY QUIZ**

Join us online for this literature-themed quiz!

Google Meet code:
meet.google.com/igc-qufj-ed



Monday 8th March

**YEAR 1 - YEAR 9 STUDENTS
RETURN TO SCHOOL**

- Please remember to collect uniform orders before this date
- Term 2 Exams will take place.