



Rafflesia
INTERNATIONAL & PRIVATE SCHOOLS

Rafflesia International School Kajang

**Newsletter
2021/22
Term 1, Week 8**

TRADITIONAL VALUES • GLOBAL VISION



www.ris.edu.my



[rafflesiainternationalschools](https://www.facebook.com/rafflesiainternationalschools)



+603 8741 7099



Newsletter

★ ★ ★ ★ ★
★ STAR OF THE WEEK ★



Yap Zhi Xin (Reception) is independently joining every class. She has portrayed a positive learning attitude. She showed her eagerness to explore the lesson content every day. Furthermore, she also asks for clarification if she faced any confusion during the lesson.





Newsletter

STAR OF THE WEEK



Nur Aryssa (Y11) is a pleasant student who always shows respect to her teachers. She is always well prepared and punctual to her lessons. In addition to that, she is also responsible towards her learning and she will never hesitate to ask questions when in doubt.

Principal's Message

Dear parents/guardians,

Good day to you.

Besides Early Years students, Y10 and Y11 students were also coming back to school for physical lessons on Monday. It has been months since they were away from the schools. They felt happy to be able to meet their friends and teachers face-to-face, and to study together with their friends. The students have been complying well with the enhanced SOP. Next week, the examination for Y10 and Y11 students will begin.

As Selangor has entered into Phase 4 of NRP on 15th October, all students are now allowed to come back to school for physical classes. The school will make a detailed announcement once we have received the final detail on school reopening from the Ministry of Education. All the teachers are looking forward to welcoming all the students back to school.

Do take care and stay safe,
Christopher Wong
Principal

TRADITIONAL VALUES • GLOBAL VISION





Rafflesia
INTERNATIONAL & PRIVATE SCHOOLS

TRADITIONAL VALUES • GLOBAL VISION

Learning in Progress

(Please turn on your camera)



www.ris.edu.my



[rafflesiainternationalschools](https://www.facebook.com/rafflesiainternationalschools)



+603 8741 7099



Art

Our younger learners create and design their pencil holder by using a tissue roll.



TRADITIONAL VALUES GLOBAL VISION





Topic: We're Going On a Bear Hunt

This week, we were going to explore a bear hunting adventure. Young adventurers from Reception began to pack a backpack with objects that would be useful for their journey. Once they were ready for the adventure, it was time to set off on their bear hunt! The journey was full of challenges. They explored and enjoyed the different areas of our classroom setting. Hooray! They had found the bear!

Can you hear a bear? Where do you think he might be hiding? It's your turn!





TRADITIONAL VALUES GLOBAL VISION





Family Members

During the Mandarin lesson, early year students learned how to address their family members. They practised on how to write brothers(哥哥, 弟弟) and sisters(姐姐, 妹妹).




TRADITIONAL VALUES GLOBAL VISION





Year 1 students had their IPC Exit Point for the unit ‘Green Fingers!’. The young learners enthusiastically presented their projects and home tasks to celebrate their learning. In this unit, the students learned about plants. The students did video presentations to explain their observations of the plants they grew at home. They also shared some interesting facts about the different topics learned in this unit. It fascinated me to see the effort these young learners had put in to carry out research to gather information about bees! We wrapped up the unit with a quiz. Congratulations, Young Presenters!



TRADITIONAL VALUES GLOBAL VISION





YEAR 3R

In English, we learned to write instructions and the rules to write instructional writing. Some of the rules we learned are; to include a title stating the aim of the instructions, and include words such as 'First', 'Then', 'Next', and 'Finally' to connect the steps. We also learned the different imperative verbs that can be used at the beginning of each step.



Instruction: How to make Milo

Materials: kettle, milo powder, cup, teaspoon.

First, boil water in a kettle.
Second, put a spoonful of milo powder in a cup.
Third, pour the boiled water in the cup.
Fourth, stir the milo powder in the cup.
Lastly, put down the three and drink.




Arvi Ann, Reza
17:14 and 17:15

Thank you very much, you can also see how they...

Arvi Ann, Reza
17:14 and 17:15

Good to drink before you can drink it.


Instructions: How to bake a cake

1. First, prepare baking pans.
2. Next, allow ingredients to reach room temperature.
3. Third, preheat the oven.
4. Fourth, then stir together dry ingredients.
5. Then, combine the butter and sugar.
6. Next, add eggs one at a time.
7. Alternate, adding dry and wet ingredients.
8. Finally, pour batter into pans and bake.




Instructions: How to make a cup of tea

1. First, get a teabag and a clean cup.
2. Secondly, boil some water.
3. Next, pour the boiled water into the cup.
4. After that, put the teabag in the cup.
5. Then, add sugar to the tea.
6. Lastly, stir the tea and leave it for one minute.

Instruction: How to bake a cupcake

1. First, you take a cup of flour and pour it in the bowl.
2. Next, take some sugar, mix with the flour.
3. Then, beat butter and crack 2 eggs into the butter mixture.
4. Mix the flour into the butter mixture.
5. Pour the mixture into paper cups.
6. Bake in the oven with the temperature of 180C.
7. Remove from the oven, place on a plate.
8. Finally, decorate with cherries and serve the cupcake.






List 6
By: Ker Min Ho (Y4)

I threw my English homework into a pot,
and added chicken broth,
But the papers didn't **disappear**,
Oh dear, it is now all smeared!

I quickly poured in some glue
Threw in papers and pencils too.
But I am so **disappointed**
The papers are now all tinted.

Do you think Ms Kee will **disapprove**
and tell me not to be a fool
or she will squeal in **disbelief**
and shake her head in grief.

She might **disconnect** me from zoom
and send me to the breakout room
or she may send me to the doctor
who will **discharge** me as a monster

I will **disembark** from this journey
so that I will not be called a nerdy
Ms Kee says "you are quite a chef."
But you will still get an F

You have been **dishonest**
for not trying your hardest
I didn't ask for homework stew
I said "Tomorrow, homework is due!"

miro Suffix -ly (Adverbs) ☆

Adjectives that end in a **consonant + y**, drop the y and take **-ily**

Adjectives that end in **-le**, drop the e and take **-y**

Suffix -ly	Suffix -ily	Suffix -y
Mia - slowly	Anagha - easily	Wen Kai - bubbly
Sakthivel - softly	Keith - happily	Zhi Yan - giggly
Kee Lec - generously	Grace - lazily	Min Ho - wrinkly
quickly	Rayyan - greedily	Amanda - cuddly
nicely	Lee Loo - merrily	

VOWELS - AEIOU
CONSONANTS - BCDSKPWH

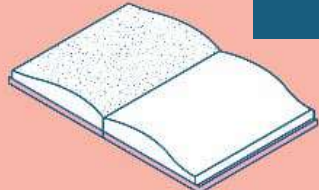
Year 4 students explored the prefixes and suffixes this week. Students were challenged to make meaningful sentences or write short stories and poems using the words in our spelling list (prefix - dis). We also performed a quick activity on Miro to revise the spelling rules for words ending with the suffix -ly.

TRADITIONAL VALUES GLOBAL VISION





Y5 BAHASA MELAYU
LATIHAN KATA ARAH



TRADITIONAL VALUES GLOBAL VISION



Year 6 BM Class

Kata Sendi Nama

TRADITIONAL VALUES GLOBAL VISION



THE EVOLUTION OF MUSIC STORAGE

- 1857 THE PHONOGRAH**
The first device to record the human voice
- 1877 EDISON'S PHONOGRAPH**
Sound can now be stored and reproduced too
- 1888 THE VINYL RECORD**
The flat disc format makes music easy to store
- 1962 CASSETTES**
Music is stored on magnetic tapes
- 1981 THE WALKMAN**
Music becomes truly portable
- 1982 THE COMPACT DISC**
Sony & Philips together create an optical storage device
- 2001 APPLE IPOD**
Thousands of songs available on the go
- 2008 MUSIC STREAMING**
Music is no longer stored on our own devices



MUSICAL INSTRUMENTS VOCABULARY

Choose the correct words from the list below and

9/10

guitar	saxophone	maracas	triangle
trumpet	clarinet	xylophone	xylophone
violin	bagpipe	harmonica	harmonica
drum	flute	tambourine	tambourine
piano	cymbals	harp	harp

MARIA MEZA | LIVEWORKSHEETS

Year 9 students learned about the brief history of recorded sound. They are surprised at how recorded sound has evolved over time. With the advancement of technology, sound is streamed through modern devices. Everyone can record, edit, mix and produce a whole album on their own. Students completed a live worksheet on the vocabulary of musical instruments and are able to categorise the instruments in different sections of the orchestra (Strings, Woodwind, Brass, Percussion).





Word-Search Mini Competition

Year 8 Mathematics

Winner:

Chin Yung Yee (12min)

Runner-up:

Kwan Zhen Yin (15min)

2nd Runner-up:

Tan Zheng Yuan (20min)

Congratulations to all of you and all other students who have completed the puzzle too!

What is your best time?

Y8 Maths

M	U	T	R	I	A	N	G	L	E	D	J	S	B	S	O	C	P	S	S	Q	Q	Y	H	B	ALTERNATE
C	G	F	G	C	I	Y	E	N	F	Q	K	W	Z	H	P	F	N	J	W	I	G	O	I	D	CORRESPONDING
G	R	A	G	C	T	V	H	K	T	U	J	B	P	O	L	Y	G	O	N	P	B	N	Q	R	GEOMETRIC
S	N	C	Z	N	F	Y	E	N	O	A	N	X	W	W	M	P	Y	W	A	M	T	O	Q	Y	TRANSVERSAL
E	J	B	P	P	C	B	N	P	T	O	K	L	W	Z	I	H	V	R	U	E	C	X	E	P	VERTICALLY
P	M	H	S	X	O	U	P	Z	T	R	C	B	E	T	S	C	A	L	R	J	G	M	T	O	OPPOSITE
A	E	Y	P	E	R	P	E	N	D	G	U	L	A	R	L	E	I	C	A	E	S	E	A	A	EXTERIOR
H	A	F	G	H	R	M	Z	H	U	L	C	E	L	J	L	T	O	K	H	X	T	Q	X	T	INTERIOR
S	S	O	O	F	E	T	H	M	K	A	T	A	S	E	A	R	W	W	L	B	R	Q	T	Q	TRIANGLE
E	U	T	K	D	S	S	U	O	H	L	X	L	N	B	R	C	S	K	O	A	X	E	R	E	QUADRILATERAL
L	R	E	Q	R	P	U	C	M	O	E	K	B	R	L	A	Z	J	B	R	B	M	Z	R	Y	PARALLEL
G	E	N	V	F	O	M	O	M	T	R	X	E	B	W	Y	C	P	E	J	J	A	R	I	Z	PERPENDICULAR
N	Q	U	K	M	N	J	M	A	P	A	T	Q	Q	U	P	R	O	T	R	A	C	T	O	R	ARC
A	D	S	R	W	D	Q	P	Y	O	I	W	U	G												BISECTOR
H	H	E	B	Y	T	A	U	A	P	J	P	W													CONSTRUCT
M	M	Q	V	I	N	E	S	R	K	T	V	M	Q												GEOMETRY
Z	Y	K	T	I	G	Q	S	D	C	F	B	O	E												HYPOTENUSE
O	C	A	Y	M	B	Y	R	T	E	M	O	E	G												COMPASS
X	R	I	C	E	O	M	E	T	R	I	C	O	P												PROTRACTOR
S	I	M	O	T	T	R	A	N	S	V	E	R	S												MEASURE

Answer

We had a 'Word-Search Mini Competition' as a revision for the important keywords used in Unit 5: Angles and Constructins. Students race against the time to complete the game. Can you beat our winner's best time?



Rafflesia
INTERNATIONAL & PRIVATE SCHOOLS

TRADITIONAL VALUES • GLOBAL VISION

ARTS GALLERY



www.ris.edu.my



[rafflesiainternationalschools](https://www.facebook.com/rafflesiainternationalschools)



+603 8741 7099

Year 1R

"Haunted House" (IPC Theme: The Stories People Tell)





Year 2R

"A Baker"

(IPC Theme: One day in a life)



POP ART!



Donut Design





Year 3R

"Family Picnic"

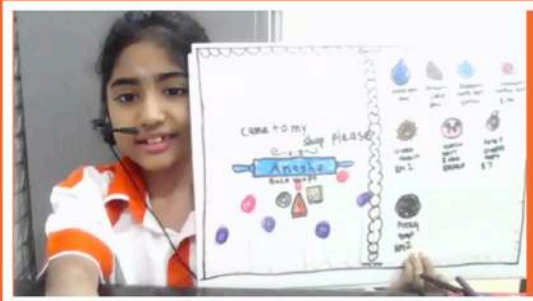
(IPC Theme: Living Together)



Year 4R

My Bakeshop Menu

(IPC Theme: Young Entrepreneurs)


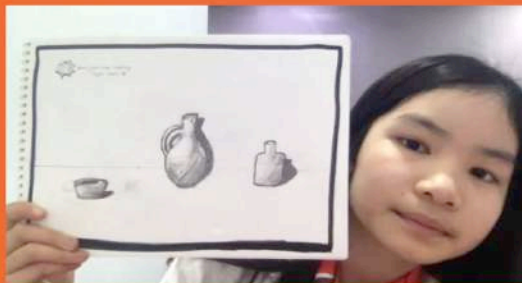


Year 7R

"Observational Drawings"



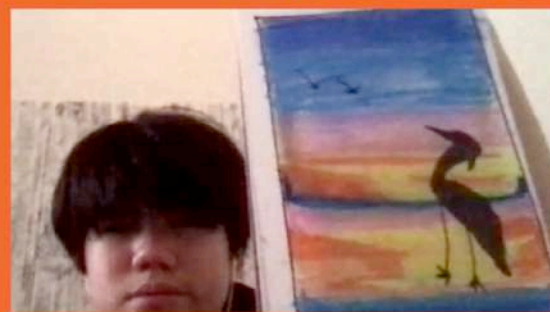

(Media: Graphite on paper)



Year 8R

"A Beautiful Sunset"

(Oil pastel on Paper)



SUDOKU CHALLENGE 7

					9			6
					3	8	5	1
	6	2		1	5			
		7					6	
	2	1	9	7	6	3	8	
	3					1		
			4	5		9	7	
2	5	8	6					
4			3					

(Answer will be provided next week)

Answer for SUDOKU CHALLENGE 6

1	4	7	9	5	3	8	2	6
9	5	3	8	6	2	4	7	1
6	2	8	1	7	4	9	5	3
3	6	9	7	1	8	5	4	2
4	1	2	3	9	5	6	8	7
7	8	5	4	2	6	1	3	9
2	9	1	5	8	7	3	6	4
5	3	6	2	4	1	7	9	8
8	7	4	6	3	9	2	1	5

UPCOMING EVENTS



Y10 & Y11 Examination

- 27th – 29th October
- 8th – 12th November